



# ILLUSIONS VINYL RAILING SYSTEM

06/02/25

# SALES TERMS AND CONDITIONS



## FREIGHT/DELIVERY

All deliveries within our delivery area will be made FREE of charge unless the nature of the delivery is unusual due to special handling, and for timing requirements. Unless prior arrangements have been made, we require the customer's presence and assistance with receiving our delivery. All products must be inspected upon receipt and issues relating to shortages, condition, and damage must be indicated on the shipping documents at the time of delivery.

## ORDER PROCESS

Orders may be submitted; on-line at [www.illusionsfence.com](http://www.illusionsfence.com), faxed to (631) 698-6408 or 1(800) 788-0411, e-mailed to [sales@illusionsfence.com](mailto:sales@illusionsfence.com) or verbally by calling 800-339-3362. Stock orders received by 5:00 pm should ship the following business day if required.

## DISCOUNT QUALIFIERS

**Pallet** ..... Any combination of full pallets.

**10 Case** ..... Any combination of accessories, caps and gate hardware which totals 10 cases.

**Full Trailer Loads** ..... Eligible for maximum discount on any combination of full pallets, bundles and cases only. Call for quote.

## SPECIAL ORDERS

Any orders for items that are not stocking items are considered special orders. Special orders may require a sign off by the customer and/or a deposit of 50% of the special ordered items. Once a special order item is placed, the item cannot be cancelled.

## RETURN POLICY

There is no return policy for Illusions® Vinyl Railing System™. Returns will only be made if there is an issue related to the material concerning its condition and that condition must be indicated on the shipping documents at the time of delivery. Any customer returning material must first contact the sales office for a return authorization within five days of the delivery. Any returns shipped without authorization will not be accepted. All returns must be properly packaged and in the same condition as originally received. We reserve the right to inspect all returned items prior to approving the final credit memo.

## ACCOUNT SET-UP

We only sell to the fence trade, therefore we require all customers to properly complete an account application prior to being set up and prior to receiving any pricing, catalogs or literature to ensure that we do not give pricing or information to an end user. You may request a credit line from us within the account application. You may also assign your password and give us your email address so you may access your account on our website.

## CATALOG CHANGES AND TRADEMARK REPRODUCTION RIGHTS

As you will notice, this catalog is comprehensive and even though we go to extreme efforts to keep it updated, it would be impossible to update it for every change that may occur. Therefore, product information and prices shown are subject to change without notice. We are also not responsible for typographical errors. Eastern Wholesale Fence LLC ©2025 All Rights Reserved. Eastern, the Eastern Logo, Illusions, Illusions Vinyl Railing System, Grand Illusions Color Spectrum, Grand Illusions Vinyl WoodBond, Pen Pals, Ornamental Aluminum, System 21, Uni-Weld, Eastern White Cedar, EverStrong, Internal Slide Gate, Investment Grade and Marine Link logos are all trademarks of Eastern Wholesale Fence LLC, registered in the U.S. and other countries. No part of this publication may be reproduced, stored in a retrieval system or transmitted in any form or by any means, electronic, mechanical, photocopying, recording, scanning or otherwise, except as permitted under Sections 107 or 108 of the 1976 United States Copyright Act, without the prior written permission of Eastern Wholesale Fence LLC.



**[www.IllusionsVinylRailing.com](http://www.IllusionsVinylRailing.com) • 800-339-3362**

**Illusions® Vinyl Railing System™ 06/02/25 | Illusions Railings ©2025 | All Rights Reserved**

# TABLE OF CONTENTS



## INFORMATION

Sales Terms and Conditions .....	E-2
Table of Contents .....	E-3
Why Illusions Vinyl Railing System?.....	E-4
Ordering Sheets .....	E-6
QuickShip In Stock Item List.....	E-8
Installation Instructions.....	E-9
Certifications / Specifications .....	E-13

## SECTIONS

Railing Sections .....	E-15
Traditional 1-1/2" x 1-1/2" Baluster Sections.....	E-15
Colonial Baluster Sections .....	E-21

## OTHER

Brackets .....	E-27
Accessories.....	E-29
Posts.....	E-30
Post Caps .....	E-31
Vinyl Low Voltage Lighting .....	E-33
Gates / Components .....	E-35
Gate Hardware .....	E-36
ADA Hand Railing.....	E-37



# Why Illusions Vinyl Railing System?



From the tallest skyscraper to your front porch, Illusions Vinyl Railing System is the perfect choice for your next railing installation. Made of 100% Pure Virgin Vinyl, all styles are available in 35 colors and 5 wood grains.



## Made in the U.S.A.

The company manufacturing Illusions Vinyl Railing System has been in the railing and fence manufacturing industry for almost 50 years. Illusions Railing is proudly manufactured in the United States of America.



## ICC-ES AC174 Certified

ICC-ES AC174 is the industry accepted criteria for recognition of compliance with the following building codes: 2018 International Residential Code (IRC), 2018 International Building Code (IBC), and 2013 Abu Dhabi International Building Code (ADIBC).



## ASTM F964-13 Compliant

ASTM F964-13 is considered the most recognized testing specification for vinyl. The purpose of this specification is to establish a recognized standard of quality for exterior vinyl profiles for use in assembling agricultural, commercial, and residential fencing and railing.



## Ready to Specify

All Illusions Vinyl Railing System styles are available on [www.CADDetails.com](http://www.CADDetails.com) to help you immediately specify for commercial and residential installations. Spec sheets, CAD files, PDFs and more are ready to help you get your Illusions Railings installed today!



# Why Illusions Vinyl Railing System?



Illusions Vinyl Railing System® is the perfect fit for your next railing installation. With 35 principle colors, completely authentic woodgrains, and the ability to match any color of your choosing, you now have the perfect solution for your deck and railing.



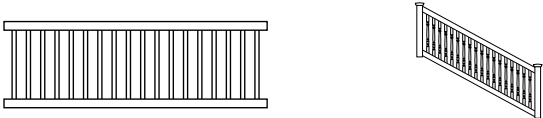



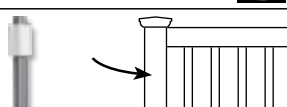
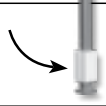



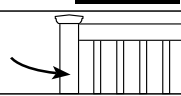




# MATERIALS NEEDED FOR CERTIFIED ICC-ES AC174 RAILING INSTALLATION

COMPANY \_\_\_\_\_ CUSTOMER CODE \_\_\_\_\_ DATE \_\_\_\_\_

Illusions Vinyl Railing System meets the highest building code standards in the nation. Approved for both commercial and residential applications, it is sure to provide a safe and attractive solution to all of your railing needs. CERTIFIED for the following building codes:

ICC-ES AC174, 2018 International Residential Code (IRC), 2018 International Building Code, (IBC), and 2013 Abu Dhabi International Building Code (ADIBC).

**To properly qualify for the ICC-ES AC174 Certification, the Illusions Vinyl Railing System must be ordered as a complete system. In order to complete this system, here is a list of the items that need to be ordered:**

ITEM	USAGE	QUANTITY
<b>★ Railing Panel (36" and 42" Height)</b> 	<b>Required.</b> Available in 6' or 8' Panels. T-Rail or 2" x 3.5" Top Rail. Square or Colonial Pickets/Balusters. Available in 36" Height and 42" Height. Available in White (WT), Beige (BG), Gray (GY). <b>IMPORTANT: MUST CHECK LOCAL CODE FOR HEIGHT REQUIRED TO MEET CERTIFICATION REQUIREMENTS.</b>	
<b>★ Bracket Kits</b> 	<b>Required.</b> One Hand/Stair Rail Bracket Kit per section. Needs to match top-rail style of ordered panels.	
<b>★ Screw Kit with Required Installation Instructions</b> 	<b>Required.</b> One screw kit per section. Required Installation Instructions included with every screw kit.	
<b>★ Foot Blocks</b> 	<b>Required.</b> One per section.	
<b>★ 4" x 4" Posts 38" or 44"</b> 	<b>Required.</b> 38" for 36" high railings and 44" for 42" high railings.	
<b>★ Post Mounts</b> 	<b>Required.</b> One Per Post Available in 36" and 42" height for either 4" Posts.	
<b>★ Post Mount Hardware Concrete/Wood Installation</b> 	<b>Required.</b> One Per Post. <b>IMPORTANT: MAKE SURE TO SPECIFY ON ORDER IF APPLICATION IS FOR MASONRY OR WOOD/COMPOSITE INSTALLATION.</b>	
<b>✧ Post Caps</b> Flat, French Gothic, New England, Palace Solar Light, Solar Light, Ball, Coachman, Tear Drop 	<b>Recommended.</b> One Per Post. Available in 8 styles including Solar Caps.	
<b>✧ Post Skirts</b> 	<b>Recommended.</b> One Per Post.	
<b>✧ Extra Long Posts (4' or 8')</b> 	<b>As needed.</b> 4' or 8'.	
<b>✧ Porch Posts (Left Photo)</b> 	<b>As needed.</b> Decorative load bearing accent post. Only available in 4" x 4" x 108".	
<b>✧ Newel Posts (Right Photo)</b> 	<b>As needed.</b> Decorative post for both Hand/Stair Rail applications. Only available in 4" x 4" x 48".	
<b>✧ Aluminum H-Channel</b> 	<b>Optional.</b> Included in all top rails. Optional for bottom rails.	
<b>✧ Glue</b> 	<b>Recommended.</b> Used for adhering post caps.	

★ = Required Component for ICC-ES AC174 Certified Installation. ✧ = Optional Items

AVAILABLE IN MIX N' MATCH™ COLORS



NOTE: MAKE COPIES FOR ORDERING CONVENIENCE



CUSTOMER CODE

PURCHASE ORDER #

JOB NAME

QUOTE  ORDER 

COMPANY

NAME

ADDRESS

CITY

STATE

ZIP
-----

DAY PHONE

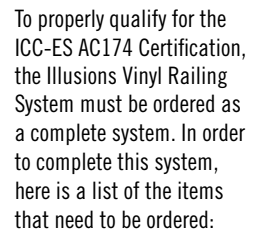
FAX

E-MAIL

WEB-SITE
----------

[illegible]

**GRAND TOTAL**

Railing Section(s)  
Brackets

w/ Installation Instructions

Posts (38"/44")

### Post Insert Bases (Wood/Concrete)

Glue

See Illusions® Vinyl Railing System™ Price Pages (Section H of Catalog Price Pages) for pricing.

## What QuickShip™ Means To You

**What's the fastest fence delivery in the industry?**

*Eastern's Delivery...*

**Now what's faster than the fastest fence delivery in the industry?**

*Eastern's QuickShip™ Delivery*

**Exactly...**

In a nutshell, all the railing [SECTIONS](#) on this page and their matching [STAIR RAILS, GATES, HARDWARE, BRACKETS](#), and [MATCHING POSTS](#) are all in stock and available for immediate pick-up or delivery.

Item #	Color	Description
VRT6-3*	White (WT)	3'H x 6'W Traditional Baluster 1-1/2" x 1-1/2", T-Rail Top and 2" x 3.5" Bottom Rail
VRT8-3*	White (WT)	3'H x 8'W High Traditional Baluster 1-1/2" x 1-1/2", T-Rail Top and 2" x 3.5" Bottom Rail
VR8-3*	White (WT)	3'H x 6'W Traditional Baluster 1-1/2" x 1-1/2", 2" x 3.5" Top Rail and 2" x 3.5" Bottom Rail
VR6-3*	White (WT)	3'H x 8'W Traditional Baluster 1-1/2" x 1-1/2", 2" x 3.5" Top Rail and 2" x 3.5" Bottom Rail





# Installation Instructions

## Tools Needed to Complete Installation:

- Measuring Tape
- Wrench Set
- Pencil
- Phillips Head Screwdriver or Screwdriver Bits
- Level
- Circular Saw With Carbide Tip Multi-purpose Blade
- 2" Wood Blocks for Ease of Determining Height of Sections

The following instructions will guide you through the AC174 approved installation of your new Illusions Vinyl Railing System. Testing was performed to evaluate compliance with ICC-ES AC174, *Acceptance Criteria for Deck Board Span Ratings and Guardrail Systems (Guards and Handrails)* which is ICC-ES acceptance criteria for recognition of compliance with the following building codes:

- **ICC-ES AC174**
- **2018 International Residential Code (IRC)**
- **2018 International Building Code (IBC)**
- **2013 Abu Dhabi International Building Code (ADIBC)**

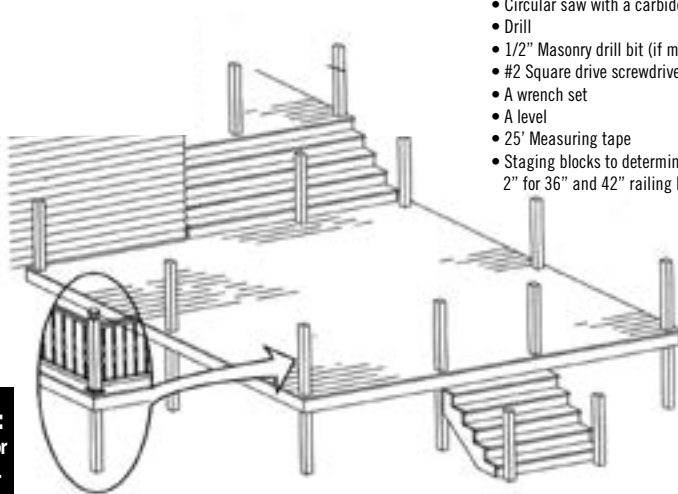
This installation guide is a recommendation for meeting most code requirements. Always check your local building codes before starting a project and for determining the acceptable installation practices of your area. Read assembly instructions completely before beginning construction. Always wear protective goggles and gloves when installing a vinyl railing system.

## IMPORTANT NOTE:

- **When installing brackets to post mounts, use 1 inch screws provided.**
- **When installing brackets to vinyl sleeved over wood, use 1-1/2 inch screws provided.**
- **When securing rails to brackets, use 3/4 inch screws provided for all applications.**

# Illusions Vinyl Post Sleeve Over Wood Posts

Typically, square 4" x 4" support posts are placed according to the length of railing desired and extend through the deck and then are cut to a height to receive the railing post. Square vinyl posts are then slid over the wooden posts, ready for railing sections to be installed.



## TOOLS NEEDED

- Cut off saw with fine tooth blade, and/or a
- Circular saw with a carbide tip multi-purpose blade
- Drill
- 1/2" Masonry drill bit (if mounting a post on concrete)
- #2 Square drive screwdrivers or screwdriver bits
- A wrench set
- A level
- 25' Measuring tape
- Staging blocks to determine the height of the railing; 2" for 36" and 42" railing heights

**IMPORTANT NOTE:**  
Installer must consult local code officials for compliance to building code requirements.

## Illusions Wood Post Mount Installation Instructions for VRPM436 and VRPM442 with VRPMHW

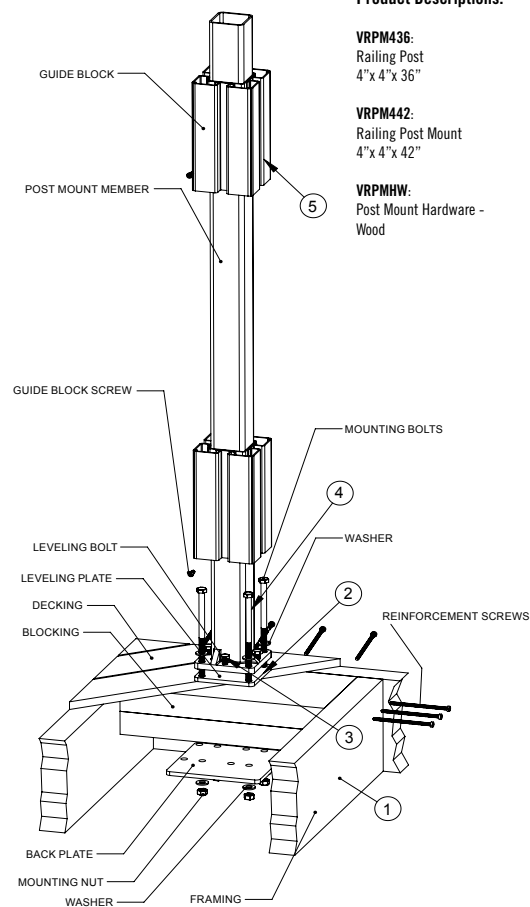
- STEP 1** - Lay out the location of the post.
- Install at least 3" of blocking under the mounting location. Securely attach the blocking using reinforcement screws.
- STEP 2** - Using the leveling plate as a template, mark the locations of the 4 mounting holes to be drilled.
- Drill 4 holes through the decking and blocking using a 3/8" diameter drill bit.
- STEP 3** - Install the 4 leveling bolts into the post mount member.
- Place the leveling plate on the decking surface and align over the (4) drilled holes.
  - Place the post mount member on top of the leveling plate and align the (4) holes.
  - Adjust the leveling screws to ensure the post mount member is level.
- STEP 4** - Install the 4 mounting bolts with washers as shown.
- On the underside, place the back plate over the exposed mounting bolts. (Use the centered holes for in-line applications and the offset holes for corner applications).
  - Secure the back plate by using the supplied mounting nuts and washers.
- STEP 5** - Install the two guide blocks onto the post mount member.
- They should be positioned so that the screws from the railing brackets will screw into the guide blocks.
  - Once the proper heights are established, drill a 1/8" dia. hole through both the guide block and the post mount member. Install the supplied guide block screws to hold the guide blocks in place.
- STEP 6** - Install the post profile and rail brackets according to Illusions specifications.

## Product Descriptions:

**VRPM436:**  
Railing Post  
4"x 4"x 36"

**VRPM442:**  
Railing Post Mount  
4"x 4"x 42"

**VRPMHW:**  
Post Mount Hardware - Wood



**IMPORTANT NOTE:**  
Installer must consult local code officials for compliance to building code requirements.

# Illusions Concrete Post Mount Installation Instructions for VRPM436 and VRPM442 with VRPMHC

**STEP 1** - Lay out the location of the post.

**STEP 2** - Using the leveling plate as a template, mark the locations of the 4 mounting holes to be drilled.

- Drill 4 holes into the concrete using a 1/4" diameter masonry drill bit. The hole must be drilled to a minimum depth of 3-1/2".
- Clean out the holes of all dust and debris.

**STEP 3** - Install the 4 leveling bolts into the post mount member.

- Place the leveling plate on the concrete surface and align over the (4) drilled holes.
- Place the post mount member on top of the leveling plate and align the (4) holes.
- Adjust the leveling screws to ensure the post mount member is level.

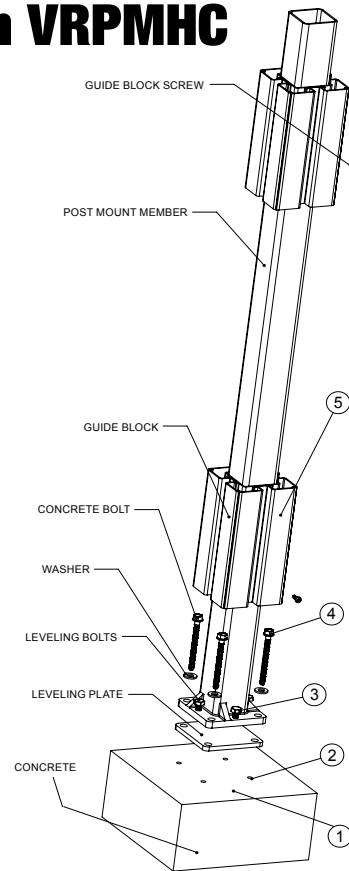
**STEP 4** - Install the 4 concrete bolts with washers as shown by applying downward pressure while turning in a clockwise direction.

- Continue to tighten the bolts until the heads are firmly seated. (Do not over tighten).

**STEP 5** - Install the two guide blocks onto the post mount member. They should be positioned so that the screws from the railing brackets will screw into the guide blocks.

- Once the proper heights are established, drill a 1/8" dia. hole through both the guide block and the post mount member. Install the supplied guide block screws to hold the guide blocks in place.

**STEP 6** - Install the post profile and rail brackets according to Illusions specifications.



## Product Descriptions:

**VRPM436:**  
Railing Post Mount  
4"x 4"x 36"

**VRPM442:**  
Railing Post Mount  
4"x 4"x 42"

**VRPMHC:**  
Post Mount Hardware -  
Concrete

## IMPORTANT NOTE:

Installer must consult local code officials for compliance to building code requirements.

# Illusions Straight Railing Bracket System Install Instructions for VR235TRK, VRFTRK, & VR235K

**STEP 1** - Using four (4) of the provided screws (the 1 inch screws from the VRPMHC or VRPMHW for post mount applications and the 1-1/2 inch screws from VRSSK for vinyl sleeve over wood post applications), install the lower mounting plate to the post. The Mounting Plates should be centered on the post and the resting flange should be at the required height from the deck which is 2 inches.

**STEP 2** - Repeat Step 1 for installation of upper Mounting Plate. The distance between the top of the post to the top of resting flange is 5-1/2 inches. Repeat steps 1 and 2 on opposite Post.

**STEP 3** - Slide the bracket covers onto the railing section. Install the pre-assembled railing section into the mounting plates. Making sure that the rails sit on the resting flanges.

**STEP 4** - Install two (2) of the supplied 3/4 inch side screws into each mounting plate (one on each side) using the best slot location making sure that the screws engage into the aluminum H-channel (Code#-AHC6/8) in the rail. The mounting plates are slotted to allow for thermal expansion and contraction.

**STEP 5** - Slide the covers towards the post until they snap onto the mounting plates. You will hear an audible "click."

**STEP 6** - Choose any decorative post cap and footblock styles.

CENTER THE BRACKETS ON THE POST.  
DISTANCE FROM THE TOP OF POST TO TOP  
OF RESTING FLANGE IS 5-1/2 INCHES.

THE  
RAILING  
SECTION  
SHOULD BE CUT  
5/8" SHORTER THAN  
THE DISTANCE  
BETWEEN  
POSTS

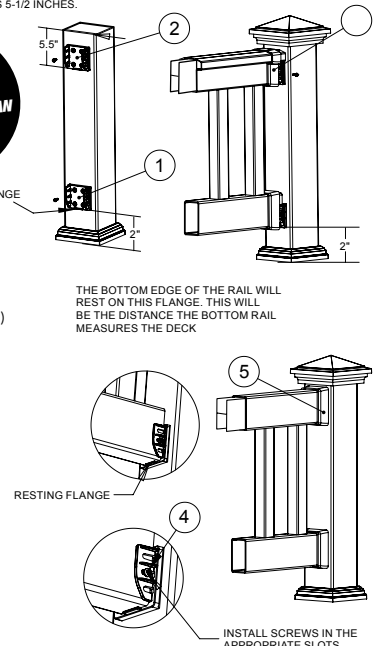
RESTING FLANGE

## Product Descriptions:

**VR235TRK:**  
T-Rail 2"x 3.5" Rail  
Bracket Kit (2 of ea.)  
Available in Grand  
Illusions

**VRFTRK:**  
Flat T-Rail 2"x 3.5"  
Rail Bracket Kit  
(2 of ea.)  
Available in Grand  
Illusions

**VR235K:**  
2"x 3.5" Hand Rail  
Bracket Kit (4 Pc.)  
Available in Grand  
Illusions



THE BOTTOM EDGE OF THE RAIL WILL  
REST ON THIS FLANGE. THIS WILL  
BE THE DISTANCE THE BOTTOM RAIL  
MEASURES THE DECK

RESTING FLANGE

INSTALL SCREWS IN THE  
APPROPRIATE SLOTS

# *Illusions* **Stair Railing Bracket Installation for VRSTRK, VRSFTRK, & VRS235K**

**STEP 1** - Cut top and bottom rail to desired length and angle to match the stair angle and the distance between the stair posts minus 3/8". Place a mounting bracket on each end of the rail, make sure the bottom rail sits on the resting flanges. Temporarily place into position at the desired distance above tread risers. The Mounting plates should be centered on the post and **the resting flange should be at the required height from the risers which is 2 inches.** Mark locations of the bottom of each mounting bracket and remove the section.

**STEP 2** - Using Four (4) of the provided **VRSSK** screws (1 inch screws for post mount applications and 1-1/2 inch screws for vinyl sleeve over wood post applications), install the lower mounting plate to the post. The Mounting plates should be centered on the post and aligned with the locations marked in Step 1.

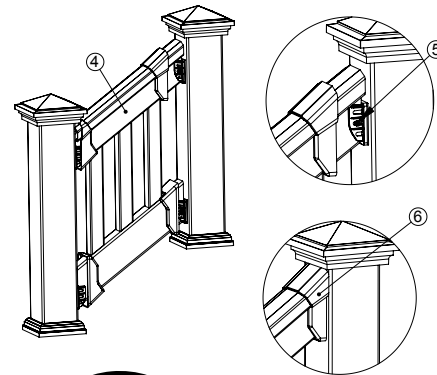
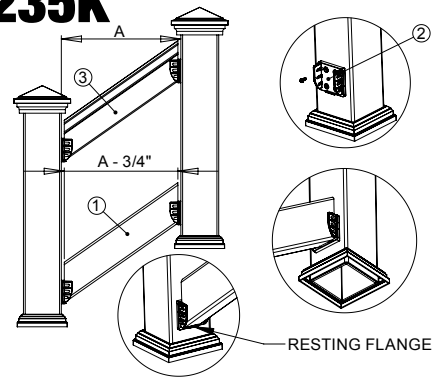
**STEP 3** - Repeat step 1 and 2 for upper rail. **The distance between the top of the post to the top of resting flange is 5-1/2 inches.**

**STEP 4** - Slide the bracket covers onto the railing section. Install the pre-assembled Illusions railing section into the mounting plates. Making sure that the rails sit on the resting flanges.

**STEP 5** - Install two (2) of the supplied 3/4 inch side screws into each mounting plate (one on each side) using the best slot location making sure that the screws engage into the aluminum H-channel (Code#-AHC6/8) in the rail. The mounting plates are slotted to allow for thermal expansion and contraction.

**STEP 6** - Slide the covers toward the post until they snap onto the mounting plates. You will hear an audible "click."

**STEP 7** - Choose any decorative post cap and footblock styles.



**RAILING SECTIONS  
COME PRE-SIZED  
TO ACCOUNT  
FOR BRACKET  
THICKNESS.**

## **Product Descriptions:**

**VRSTRK:**  
T-Rail 2"x 3.5" Stair Rail  
Bracket Kit (2 of ea.)  
Also Available in:  
Grand Illusions

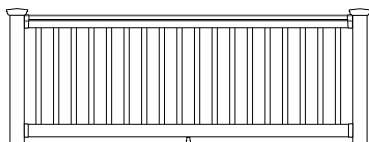
**VRSFTRK:**  
Flat T-Rail 2"x 3.5" Stair Rail  
Bracket Kit (2 of ea.)  
Also Available in:  
Grand Illusions

**VRS235K:**  
2"x 3.5" Stair Rail  
Bracket Kit (4 Pc.)  
Also available in:  
Grand Illusions

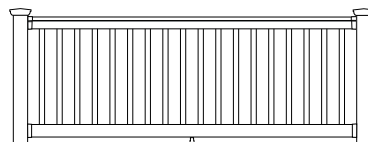


## **QuickShip™**

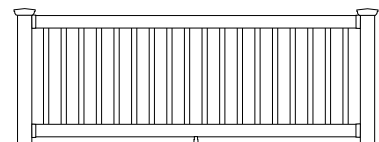
### **Assembled Panels In Stock All The Time**



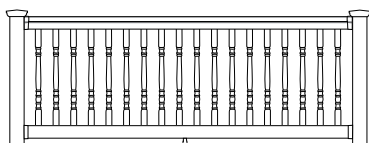
**VRT6/8-3 - Traditional Pkt. 1.5" x 1.5",  
T-Rail Top and 2"x 3.5" Bottom Rail, 6' or 8' Wide**



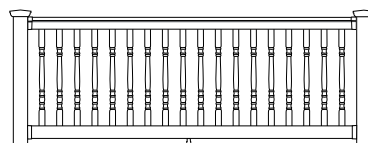
**VRFT6/8-3 - Traditional Pkt. 1.5" x 1.5",  
Flat T-Rail Top and 2"x 3.5" Bottom Rail, 6' or 8' Wide**



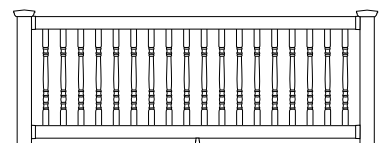
**VR6/8-3 - Traditional Pkt. 1.5" x 1.5",  
2"x3.5" Top and Bottom Rail, 6' or 8' Wide**



**VRT6/8C-3 - Colonial Spindle Pkt.,  
T-Rail Top and 2"x3.5" Bottom Rail, 6' or 8' Wide**



**VRFT6/8C-3 - Colonial Spindle Pkt.,  
Flat T-Rail Top and 2"x3.5" Bottom Rail, 6' or 8' Wide**



**VR6/8C-3 - Colonial Spindle Pkt.,  
2" x 3.5" Top and Bottom Rail, 6' or 8' Wide**

# *Illusions* **Vinyl Railing System**

**800-339-3362 • [www.IllusionsVinylRailing.com](http://www.IllusionsVinylRailing.com)**

## ILLUSIONS® VINYL RAILING SYSTEM™ IS FULLY ICC-ES AC174 CERTIFIED

### Evaluation Scope

Compliance with the following codes:

- 2018 International Building Code® (IBC)
- 2018 International Residential Code® (IRC)

### Properties Evaluated

- Structural
- Durability
- Surface-burning characteristics

ICC-ES-2995  
CCRR-0143

### Uses

The **Illusions Vinyl Railing System™** described in this report is for exterior use as guards for balconies, porches, decks and stairs in buildings of Type V-B (IBC) construction and other types of construction in applications where untreated wood is permitted by IBC Section 1406.3 or in buildings constructed in accordance with the IRC.

### Description

The **Illusions® Vinyl Railing System™** is composed of polyvinyl chloride (PVC) which is extruded, in accordance with the approved quality control manual, into prefabricated railing system components. The system components are available in white, beige or gray.

The **Illusions® Vinyl Railing System™** is composed of top rails with aluminum "H" shaped inserts, bottom rails, and either square or colonial-shaped balusters. The inserts are 1.73 inches (43.9 mm) wide by 3.18 inches (80.8 mm) deep, and have 0.07-inch-thick (1.78 mm) flanges and a 0.10-inch-thick (2.54 mm) web. The inserts are made of Aluminum Alloy 6005-T5 meeting ASTM B 221. Four styles of **Illusions®** railings are available: Traditional square balusters with rectangular top rails; Traditional square balusters with T-Rail top rails; Colonial Spindle balusters with rectangular top rails; and Colonial Spindle balusters with T-Rail top rails. The rectangular top rails and the bottom rails are 2 inches (51 mm) wide by 3.5 inches (89 mm) deep. The T-Rail top rails have a wider top, resulting in an overall size of 3.5 inches (89 mm) wide by 3.5 inches (89 mm) deep. The **Illusions® Vinyl Railing System™** is recognized for guardrails having a maximum height of 42 inches (107 cm) as shown in Table 1. The railings provide for 3.42-inch-wide (86.9 mm) openings between the 1-1/2 inch (38.1 mm) square sections of the thermoformed hollow PVC Colonial balusters and the co-extruded hollow PVC Traditional balusters. The bottom and top rails have a 0.12-inch (3.05 mm) wall thickness, and the Traditional and Colonial balusters have a 0.08-inch (2.03 mm) wall thickness. See Figure 2 for typical component cross sections.

The top and bottom rails are fastened to the supporting structure using 2.5-inch-tall-by-2.75-inch-wide (64 mm by 70 mm) nylon brackets. The brackets have four screw holes used to fasten the brackets to the supports, a resting flange at the bottom, and a fastening flange on each side with three slotted screw holes each. The brackets are designed for mounting deck railings and stair railings to fixed wall surfaces or to braced columns.

### Durability

When subjected to weathering, insect attack and other decaying elements, material used to manufacture the **Illusions® Vinyl Railing System™** is equivalent to preservative-treated or naturally durable lumber when used in locations described in Section 2.0 of this report. The **Illusions® Vinyl Railing System™** has been evaluated for a temperature range of -20°F to 125°F (-29°C to 52°C).

### Surface Burning Characteristics

When tested in accordance with ASTM E 84, the **Illusions® Vinyl Railing System™** has a flame-spread index of no greater than 200.

### Design and Installation

General: Installation of the **Illusions® Vinyl Railing System™** must comply with this report and the manufacturer's published installation instructions. A copy of these instructions must be available on the jobsite at all times during installation. When the manufacturer's published installation instructions differ from this report, this report governs.

Design: The **Illusions® Vinyl Railing System™** is satisfactory to resist the loads specified in IBC Section 1607.7.1 and IRC Table R301.5, when installed at a maximum edge-of-structure-to-edge-of-structure spacing as prescribed in Table 1 of this report.

Installation: The **Illusions® Vinyl Railing System™** has been evaluated for installation between two fixed points, such as walls or columns. The top rails must be reinforced with aluminum "H" shaped inserts, which are provided with the rails. The rails must be installed using the mounting plates supplied by Eastern Wholesale Fence Co., Inc., mounted on the supports at the appropriate heights for the bottom and top rails, with four No.10 by 1-1/2 inch-long (38.1 mm) panhead, stainless steel screws per bracket supplied by the manufacturer. The rails must be secured to the mounting brackets with two No. 10 by 3/4-inch (19.1 mm) stainless steel, pan head, self-tapping screws, making sure the screws engage and penetrate through the aluminum "H" shaped inserts. At stairs, the rails are installed in the same manner, with the bottom rail installed 2 inches above the risers. The attachment method described above for brackets to supports is for fasteners embedded into a wood substrate having a specific gravity of 0.50 (minimum), to a minimum depth of 1-3/8 inches (34.9 mm). Additional attachment methods are outside the scope of this report and are required to be submitted to the code official for approval. See Figure 1 for typical railing system installation.

### Conditions of Use

The **Illusions® Vinyl Railing System™** described in this report complies with, or is a suitable alternative to what

is specified in, those codes listed in Section 1.0 of this report, subject to the following conditions:

The **Illusions® Vinyl Railing System™** described in this report is limited to exterior use as guards for balconies, porches, decks and stairs in buildings of Type V-B (IBC) construction and other types of construction in applications where untreated wood is permitted by IBC Section 1406.3, or in buildings constructed in accordance with the IRC.

Installation must comply with this report, the manufacturer's published installation instructions and the applicable code. Only those fasteners and fastener configurations described in this report have been evaluated for the installation of the **Illusions® Vinyl Railing System™**. When the manufacturer's published installation instructions differ from this report, this report governs.

The determination of compatibility of the fasteners, metal post mount components and other metal hardware with the supporting construction, including chemically treated wood, is subject to approval by the code official.

5.4 Adjustment factors outlined in the AF&PA National Design Standard and applicable codes must not apply to the allowable capacity and maximum spans for the **Illusions® Vinyl Railing System™**.

5.5 The **Illusions® Vinyl Railing System™** must be fastened directly to supporting construction. Where required by the code official, engineering calculations and construction documents consistent with this report must be submitted for approval. The calculations must verify that the supporting construction complies with applicable building code requirements and is adequate to resist the loads imparted upon it by the products and systems discussed in this report. The documents must contain details of the attachment to the supporting structure consistent with the requirements of this report. The documents must be prepared by a registered design professional where required by the statutes of the jurisdiction in which the project is to be constructed.

5.6 The top rail of the **Illusions® Vinyl Railing System™** must not be permitted to be used as a handrail for stairways or ramps.

5.7 Posts are outside the scope of this report.

5.8 The **Illusions® Vinyl Railing System™** components are produced in Calverton, New York, under a quality control program with inspections by Architectural Testing, Inc. (AA-676).

### Evidence Submitted

Data in accordance with the ICC-ES Acceptance Criteria for Deck Board Span Ratings and Guardrail Systems (Guards and Handrails) (AC174), dated May 2018 (editorially revised May 2018).

TABLE 1 – MAXIMUM GUARDRAIL SYSTEM SPANS<sup>1</sup>

GUARDRAIL SYSTEM	GUARDRAIL TYPE	APPLICABLE BUILDING CODE <sup>2</sup>		MAXIMUM SPAN <sup>3,4</sup> (Inches)
		IBC	IRC	
Colonial balusters with maximum 42-inch-high Rectangular or T-Rail top rail	Level	Yes	Yes	92
	Stair	Yes	Yes	87.5
Traditional balusters with maximum 42-inch-high Rectangular or T-Rail top rail	Level	Yes	Yes	92
	Stair	Yes	Yes	87.5

<sup>1</sup> The ability of the supporting construction to resist the reaction from guardrail loads must be justified to the satisfaction of the code official.

<sup>2</sup> Indicates compliance with the respective building codes.

<sup>3</sup> Maximum allowable span has been adjusted for durability. No further increases are permitted.

<sup>4</sup> Maximum span is measured from edge-of-support-to-edge-of-support. It is recommended that separate specimens be used for each exposure time.



## WHAT IS ASTM F964-13?

### Scope

ASTM F964-13 is considered one of the “end all, beat all” testing specification for vinyl railing and fence quality. The purpose of this specification is to establish a recognized standard of quality for exterior vinyl profiles for use in assembling agricultural, commercial, and residential fencing and railing. This specification covers **Illusions® Vinyl Railing System™** sections and the **EverStrong® Profiles** used to fabricate them.

### Materials

**Illusions® Vinyl Railing System™** Products are manufactured using rigid poly vinyl chloride (PVC) compounds for exterior-profile extrusions that meet the requirements of ASTM Specification D4216.

### Manufacture

**Illusions® Vinyl Railing System™** Products are manufactured to meet cell Class 1-32333-3 as defined in Specification D4216. **Illusions®** compounds have higher cell classification because one or more properties are superior to those used in standard acceptable compounds.

**Color/Consistency Testing** – The PVC compound in extruded section shall maintain uniform color and be free of any visual surface or structural changes, such as peeling, chipping, cracking, flaking, or pitting after weathering at intervals of six months and one year for white and for six months, one year, and two years for all other colors in hot, dry climate such as Phoenix, AZ; a hot humid climate, such as Miami, FL; and a temperate northern climate, when tested in accordance with ASTM Performance Weathering Requirements (TABLE 1).

**Weathering Testing** – The PVC compound shall have a minimum impact resistance of 0.6 in.-lb/mil (2670 J/m) after weathering six months and one year in a hot, dry climate such as Phoenix, AZ; a hot, humid climate, such as Miami, FL; and a temperate northern climate, when tested in accordance with ASTM Performance Weathering Requirements. The PVC compound shall have successfully met the weathering requirements prescribed for six months at each climatic testing site prior to use in production of exterior-profile extrusions, when tested in accordance with ASTM Performance Weathering Requirements (TABLE 1).

## ASTM Specifications Met

**D256** – To determine Izod impact properties  
**D618** – Practice for Conditioning Plastics for Testing  
**D635** – Test Method for Rate of Burning and/or Extent and Time of Burning of Plastics in a Horizontal Position  
**D638** – To determine tensile properties  
**D648** – To determine heat distortion temperature  
**D696** – Test Method for Coefficient of Linear Thermal Expansion of Plastics Between 030°C and 30°C with a Vitreous Silica Dilatometer  
**D790** – To determine flexural properties  
**D792** – To determine specific gravity  
**D883** – Terminology Relating to Plastics  
**D1435** – Practice for Outdoor Weathering of Plastics  
**D1600** Terminology for Abbreviated Terms Relating to Plastics  
**D1784** – Specification for Rigid Poly (Vinyl Chloride) (PVC) Compounds and Chlorinated Poly (Vinyl Chloride) (CPVC) Compounds  
**D7032** – Standard Specification for Establishing: Performance Ratings for Wood-Plastic Composite Deck Boards and Guardrail Systems (Guards or Handrails)  
**D1761** – Standard Test Methods for Mechanical Fasteners in Wood: Used to test rail mounting brackets in PVC sleeved pressure treated wood posts.  
**D1898** – Practice for Sampling of Plastics  
**D2240** – To determine Shore hardness values  
**D2244** – Practice for Calculation of Color Tolerances and Color Differences from Instrumentally Measured Color Coordinates  
**D2565** – Practice for Xenon-Arc Exposure of Plastics Intended for Outdoor Applications  
**D4216** – Material Class Number 1-32333-3. To establish Cell Classification of PVC material. Illusions compounds have higher cell classification because one or more properties are superior to those used in standard acceptable compounds  
**D4226** – Test Methods for Impact Resistance of Rigid Poly-(Vinyl Chloride) (PVC) Building Products  
**D4726** – Specification for Rigid Poly(Vinyl Chloride) (PVC) Exterior-Profile Extrusions Used for Assembled Windows and Doors  
**E-84-04** – Used to determine the flame spread value of PVC material; **Illusions®** burn rate is significantly lower than allowed value

## Quality Assurance

**Illusions® Vinyl Railing System™** Products are run through a series of dimensional and color tests that are performed at least every two hours. Testing includes; flattening, extrusion quality, impact resistance, warp, color comparison with standard color samples, capstock thickness, and bond testing. All will be done at the startup of a production and once per shift thereafter with a minimum of two tests per 24 hours of production.

**TABLE 1 - Required Exposures for PVC Extrusions - In Process**

Color of PVC Extrusions	Exposure Climate	Required Exposure Times, Months*
White	hot, dry (Phoenix, AZ)	6 and 12
	hot, humid (Miami, FL)	6 and 12
	northern temperate	6 and 12
Any other color	hot, dry (Phoenix, AZ)	6, 12 and 24
	hot, humid (Miami, FL)	6, 12 and 24
	northern temperate	6, 12 and 24

\*It is recommended that separate specimens be used for each exposure time.



The company manufacturing **Illusions Vinyl Railing System** has been in the railing and fence manufacturing industry for almost 50 years. **Illusions Railing** is proudly manufactured in the United States of America.

THESE ARE THE RESULTS FROM AN ACCELERATED WEATHER TESTING CHAMBER IN LABORATORY CONDITIONS

### The *Illusions Vinyl Railing System™* Advantage

This test is run according to ASTM Standard G-155, Cycle #1. All **Illusions® Vinyl Railing** products are guaranteed to be made from 100% Pure Virgin Vinyl and assembled according to ASTM F964. Please note the difference in color retention and be assured, **Illusions® Vinyl Railing System™** will have uniform color and be free of any visual surface or structural changes such as: Peeling, chipping, cracking, flaking, or pitting after weathering.

Be assured! Insist on *Illusions® Vinyl Railing* Products.



**Competitor:**  
**450 Hrs.**  
(4-5 Years)



**WOW!**  
THAT WOULD  
COST A FORTUNE  
IN RE-INSTALLS!

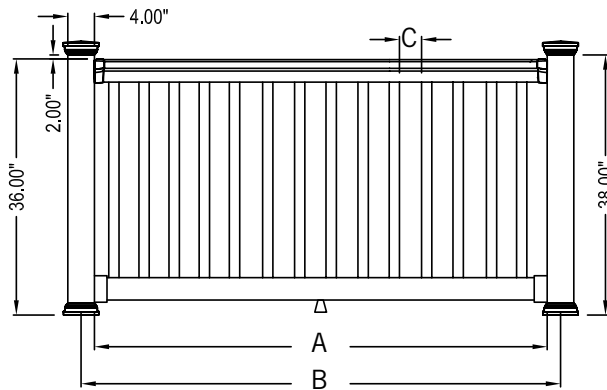


**Illusions®:**  
**1000 Hrs.**  
(10-11 Years)

©2016 Weather Test, Inc. All Rights Reserved



# RAILING 3'H T-RAIL w/TRAD. BALUSTERS



## VRT6/8/10-3 & VRXT6/8/10-3 VRST6/8/10-3 & VRXST6/8/10-3

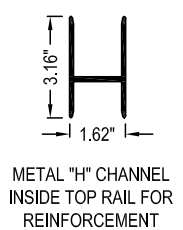
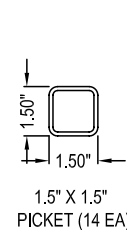
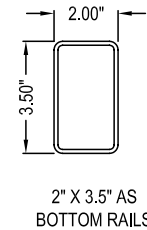
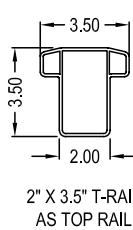
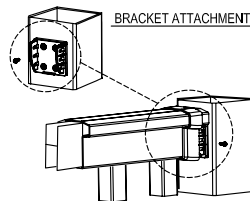
3' High Traditional Baluster (1-1/2" x 1-1/2"), T-Rail Top Rail and 2" x 3.5" Bottom Rail in 6', 8', or 10' Wide Assembled and/or Knockdown (Boxed) Standard and Stair Rail Sections

- ICC-ES AC174 CERTIFIED and ASTM-F964-13 Compliant
- Approved for COMMERCIAL & RESIDENTIAL Applications
- Posts and accessories sold separately
- Made in the U.S.A.
- Easy to assemble and install using standard tools
- Available in Classic Series and Grand Illusions
- T-Rail not available in Grand Illusions Vinyl WoodBond

**NEW ITEM!**  
NOW AVAILABLE  
IN BOXED  
SECTIONS TOO!

### WIDTHS (ABOVE)

	A	B	C
VRT6-3   VRXT6-3	72.00"	76.00"	3.40"
VRT8-3   VRXT8-3	96.00"	100.00"	3.375"
VRT10-3   VRXT10-3	120.00"	124.00"	3.375"



(WT) = Base Price | (BG) x 1.10 | (GY) or (CL) x 1.15 | All Grand Illusions Color Spectrum and Vinyl WoodBond - **CALL FOR QUOTE**

## 36" HIGH T-RAIL SECTIONS ASSEMBLED

Item No.	Description	Width	Color	Pall. Ct.	Loose	4 Pallet	8 Pallet	T/L
<b>VRT6-3*</b>	<b>3'H x 6'W Traditional Baluster 1-1/2" x 1-1/2", T-Rail Top and 2" x 3.5" Bottom Rail</b>	<b>6'</b>	<b>White</b>	<b>12</b>				
VRST6-3	STAIR RAIL SECTION for 3'H x 6'W Trad. Bal. 1-1/2" x 1-1/2", T-Rail Top and 2" x 3.5" Bottom Rail	6'	White	12				
<b>VRT8-3*</b>	<b>3'H x 8'W High Traditional Baluster 1-1/2" x 1-1/2", T-Rail Top and 2" x 3.5" Bottom Rail</b>	<b>8'</b>	<b>White</b>	<b>12</b>				
VRST8-3	STAIR RAIL SECTION for 3'H x 8'W Trad. Bal. 1-1/2" x 1-1/2", T-Rail Top and 2" x 3.5" Bottom Rail	8'	White	12				



## 36" HIGH T-RAIL SECTIONS KNOCKDOWN (BOXED) (Includes Top and Bottom Rail, Pickets, Mounting Brackets/Covers, and Footblock)

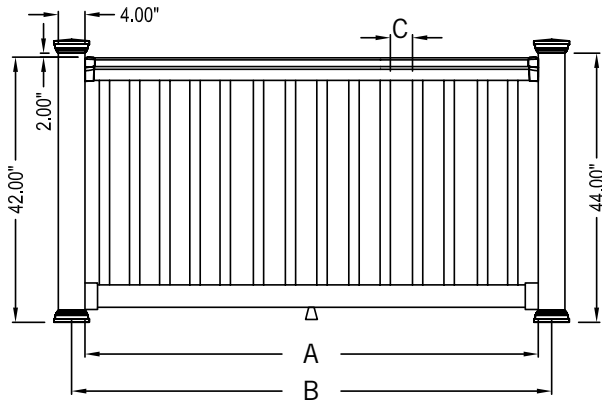


Item No.	Description	Width	Color	Pall. Ct.	Loose	4 Pallet	8 Pallet	T/L
<b>VRXT6-3</b>	<b>Knockdown 3'H x 6'W Traditional Section, T-Rail Top and 2" x 3.5" Bottom Rail</b>	<b>6'</b>	<b>White</b>	<b>12</b>				
VRXST6-3	STAIR RAIL SECTION for Knockdown 3'H x 6'W Trad. Section, T-Rail Top and 2" x 3.5" Bottom Rail	6'	White	12				
<b>VRXT8-3</b>	<b>Knockdown 3'H x 8'W Trad. Section, T-Rail Top and 2" x 3.5" Bottom Rail</b>	<b>8'</b>	<b>White</b>	<b>12</b>				
VRXST8-3	STAIR RAIL SECTION for Knockdown 3'H x 8'W Trad. Section, T-Rail Top and 2" x 3.5" Bottom Rail	8'	White	12				

## ACCESSORIES

Item No.	Description	Width	Color	Pall. Ct.	Loose	4 Pallet	8 Pallet	T/L
VR235TRK	T-Rail Hand Rail 2" x 3.5" Kit (2 pair each) Bracket (REQUIRED FOR ICC-ES AC174 CERTIFICATION)		White	15				
VRSTRK	T-Rail Stair Rail 2" x 3.5" Kit (2 pair each) Bracket (REQUIRED FOR ICC-ES AC174 CERTIFICATION)		White	15				
VRSSK	Screw Kit with Instructions (REQUIRED FOR ICC-ES AC174 CERTIFICATION)			48				
VRFBK	3 Pc. Ft. Block Kit, Bottom Rail Stabilizer (REQUIRED FOR ICC-ES AC174 CERTIFICATION)		White	50				
VRPM436	Railing Post Mount System - 4" x 4" x 36" (REQUIRED FOR ICC-ES AC174 CERTIFICATION)			48				
VRPM536	Railing Post Mount System - 5" x 5" x 36" (REQUIRED FOR ICC-ES AC174 CERTIFICATION)			48				
VRPMHC	Post Mount Hardware for Concrete Installation (REQUIRED FOR ICC-ES AC174 CERTIFICATION)			48				
VRPMHW	Post Mount Hdwr. for Wood/Composite Inst. (REQUIRED FOR ICC-ES AC174 CERTIFICATION)			48				
V44PS	4" x 4" Post Skirt		White	32				
VRM235AH	Rail Mount Brackets 2" x 3.5" Adjustable Horizontal (2 Pair Each)		White	12				
VRMTRAH	Rail Mount Brackets T-Rail Adjustable Horizontal (2 Pair Each)		White	12				
VRT45AK	T-Rail 45 Degree Adaptor Kit (2 pr. each) Brackets, 4 pcs.		White	30				
VR23545AK	2" x 3.5" 45 Degree Adaptor Kit (2 pr. each) Brackets, 4pcs.		White	30				

# RAILING 42"H T-RAIL w/TRAD. BALUSTERS



## VRT6/8/10-42 & VRXT6/8/10-42 VRST6/8/10-42 & VRXST6/8/10-42

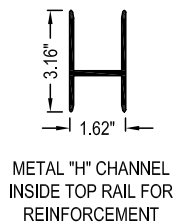
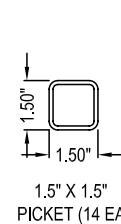
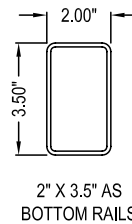
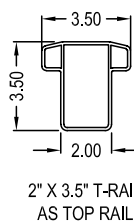
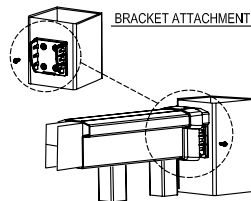
42" High Traditional Baluster (1-1/2" x 1-1/2"), T-Rail Top Rail and 2" x 3.5" Bottom Rail in 6', 8', or 10' Wide Assembled and/or Knockdown (Boxed) Standard and Stair Rail Sections

- ICC-ES AC174 CERTIFIED and ASTM-F964-13 Compliant
- Approved for COMMERCIAL & RESIDENTIAL Applications
- Posts and accessories sold separately
- Made in the U.S.A.
- Easy to assemble and install using standard tools
- Available in Classic Series and Grand Illusions
- T-Rail not available in Grand Illusions Vinyl WoodBond

**NEW ITEM!**  
NOW AVAILABLE  
IN BOXED  
SECTIONS TOO!

### WIDTHS (ABOVE)

	A	B	C
VRT6-42   VRXT6-42	72.00"	76.00"	3.40"
VRT8-42   VRXT8-42	96.00"	100.00"	3.375"
VRT10-42   VRXT10-42	120.00"	124.00"	3.375"



(WT) = Base Price | (BG) x 1.10 | (GY) or (CL) x 1.15 | All Grand Illusions Color Spectrum and Vinyl WoodBond - **CALL FOR QUOTE**

## 42" HIGH T-RAIL SECTIONS ASSEMBLED

Item No.	Description	Width	Color	Pall. Ct.	Loose	4 Pallet	8 Pallet	T/L
VRT6-42	42"H x 6'W Traditional Baluster 1-1/2" x 1-1/2", T-Rail Top and 2" x 3.5" Bottom Rail	6'	White	12				
VRST6-42	STAIR RAIL SECTION for 42"H x 6'W Trad. Bal. 1-1/2" x 1-1/2", T-Rail Top and 2" x 3.5" Bottom Rail	6'	White	12				
VRT8-42	42"H x 8'W High Traditional Baluster 1-1/2" x 1-1/2", T-Rail Top and 2" x 3.5" Bottom Rail	8'	White	12				
VRST8-42	STAIR RAIL SECTION for 42"H x 8'W Trad. Bal. 1-1/2" x 1-1/2", T-Rail Top and 2" x 3.5" Bottom Rail	8'	White	12				



## 42" HIGH T-RAIL SECTIONS KNOCKDOWN (BOXED)

(Includes Top and Bottom Rail, Pickets, Mounting Brackets/Covers, and Footblock)

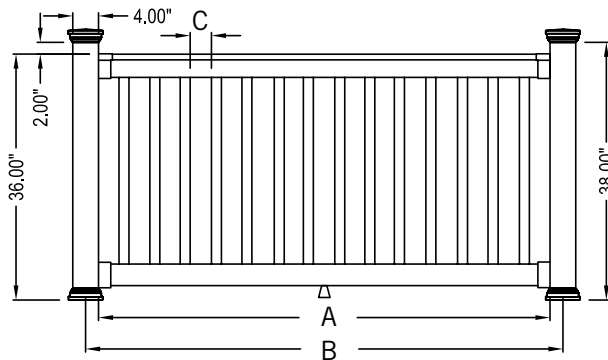


Item No.	Description	Width	Color	Pall. Ct.	Loose	4 Pallet	8 Pallet	T/L
VRXT6-42	Knockdown 42" H x 6'W Traditional Section, T-Rail Top and 2" x 3.5" Bottom Rail	6'	White	12				
VRXT6-42	STAIR RAIL SECTION for Knockdown 42"H x 6'W Trad. Section, T-Rail Top and 2" x 3.5" Bottom Rail	6'	White	12				
VRXT8-42	Knockdown 42" H x 8'W Trad. Section, T-Rail Top and 2" x 3.5" Bottom Rail	8'	White	12				
VRXT8-42	STAIR RAIL SECTION for Knockdown 42"H x 8'W Trad. Section, T-Rail Top and 2" x 3.5" Bottom Rail	8'	White	12				

## ACCESSORIES

Item No.	Description	Width	Color	Pall. Ct.	Loose	4 Pallet	8 Pallet	T/L
VR235TRK	T-Rail Hand Rail 2" x 3.5" Kit (2 pair each) Bracket (REQUIRED FOR ICC-ES AC174 CERTIFICATION)		White	15				
VRSTRK	T-Rail Stair Rail 2" x 3.5" Kit (2 pair each) Bracket (REQUIRED FOR ICC-ES AC174 CERTIFICATION)		White	15				
VRSSK	Screw Kit with Instructions (REQUIRED FOR ICC-ES AC174 CERTIFICATION)			48				
VRFBK	3 Pc. Ft. Block Kit, Bottom Rail Stabilizer (REQUIRED FOR ICC-ES AC174 CERTIFICATION)		White	50				
VRPM442	Railing Post Mount System - 4" x 4" x 36" (REQUIRED FOR ICC-ES AC174 CERTIFICATION)			48				
VRPM542	Railing Post Mount System - 5" x 5" x 36" (REQUIRED FOR ICC-ES AC174 CERTIFICATION)			48				
VRPMHC	Post Mount Hardware for Concrete Installation (REQUIRED FOR ICC-ES AC174 CERTIFICATION)			48				
VRPMHW	Post Mount Hdwr. for Wood/Composite Inst. (REQUIRED FOR ICC-ES AC174 CERTIFICATION)			48				
V44PS	4" x 4" Post Skirt		White	32				
VRM235AH	Rail Mount Brackets 2" x 3.5" Adjustable Horizontal (2 Pair Each)		White	12				
VRMTRAH	Rail Mount Brackets T-Rail Adjustable Horizontal (2 Pair Each)		White	12				
VRT45AK	T-Rail 45 Degree Adaptor Kit (2 pr. each) Brackets. 4 pcs.		White	30				
VR23545AK	2" x 3.5" 45 Degree Adaptor Kit (2 pr. each) Brackets. 4pcs.		White	30				

# RAILING 3'H FLAT T-RAIL w/TRAD. BALUSTERS



## VRFT6/8/10-3 & VRFXT6/8/10-3 VRFST6/8/10-3 & VRFXT6/8/10-3

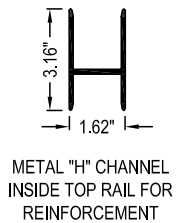
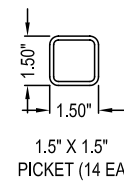
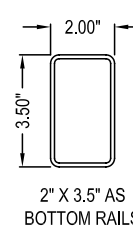
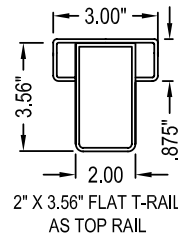
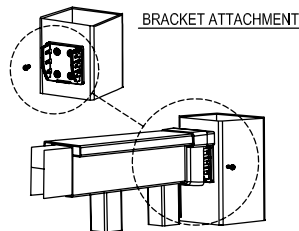
3' High Traditional Baluster (1-1/2" x 1-1/2"), Flat T-Rail Top Rail and 2" x 3.5" Bottom Rail in 6', 8', or 10' Wide Assembled and/or Knockdown (Boxed) Standard and Stair Rail Sections

- ICC-ES AC174 CERTIFIED and ASTM-F964-13 Compliant
- Approved for COMMERCIAL & RESIDENTIAL Applications
- Posts and accessories sold separately
- Made in the U.S.A.
- Easy to assemble and install using standard tools
- Available in Classic Series, Color Spectrum, and Vinyl WoodBond

**NEW ITEM!**  
NOW AVAILABLE  
IN BOXED  
SECTIONS TOO!

### WIDTHS (ABOVE)

	A	B	C
VRFT6-3   VRXFT6-3	72.00"	76.00"	3.40"
VRFT8-3   VRXFT8-3	96.00"	100.00"	3.375"
VRFT10-3   VRXFT10-3	120.00"	124.00"	3.375"



(WT) = Base Price | (BG) x 1.10 | (GY) or (CL) x 1.15 | All Grand Illusions Color Spectrum and Vinyl WoodBond - **CALL FOR QUOTE**

## 36" HIGH FLAT T-RAIL SECTIONS ASSEMBLED

Item No.	Description	Width	Color	Pall. Ct.	Loose	4 Pallet	8 Pallet	T/L
VRFT6-3	3'H x 6'W Traditional Baluster 1-1/2" x 1-1/2", Flat T-Rail Top and 2" x 3.5" Bottom Rail	6'	White	12				
VRSFT6-3	STAIR RAIL SECTION for 3'H x 6'W Trad. Bal. 1-1/2" x 1-1/2", Flat T-Rail Top and 2" x 3.5" Bottom Rail	6'	White	12				
VRFT8-3	3'H x 8'W High Traditional Baluster 1-1/2" x 1-1/2", Flat T-Rail Top and 2" x 3.5" Bottom Rail	8'	White	12				
VRSFT8-3	STAIR RAIL SECTION for 3'H x 8'W Trad. Bal. 1-1/2" x 1-1/2", Flat T-Rail Top and 2" x 3.5" Bottom Rail	8'	White	12				



## 36" HIGH FLAT T-RAIL SECTIONS KNOCKDOWN (BOXED)

(Includes Top and Bottom Rail, Pickets, Mounting Brackets/Covers, and Footblock)

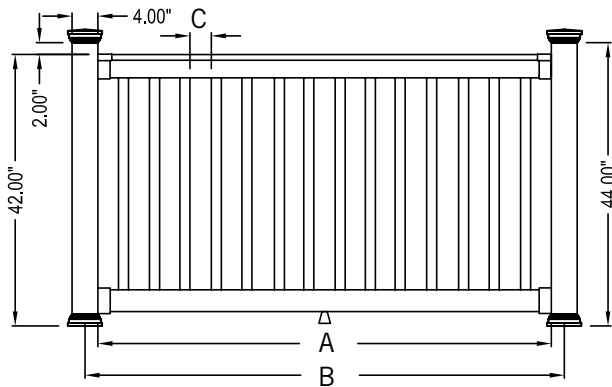


Item No.	Description	Width	Color	Pall. Ct.	Loose	4 Pallet	8 Pallet	T/L
VRXFT6-3	Knockdown 3' H x 6'W Traditional Section, Flat T-Rail Top and 2" x 3.5" Bottom Rail	6'	White	12				
VRSFT6-3	STAIR RAIL SECTION for Knockdown 3'H x 6'W Trad. Section, Flat T-Rail Top and 2" x 3.5" Bottom Rail	6'	White	12				
VRXFT8-3	Knockdown 3'H x 8'W Trad. Section, Flat T-Rail Top and 2" x 3.5" Bottom Rail	8'	White	12				
VRSFT8-3	STAIR RAIL SECTION for Knockdown 3'H x 8'W Trad. Section, Flat T-Rail Top and 2" x 3.5" Bottom Rail	8'	White	12				

## ACCESSORIES

Item No.	Description	Width	Color	Pall. Ct.	Loose	4 Pallet	8 Pallet	T/L
VRFTRK	Flat T-Rail Hand Rail 2" x 3.5" Kit (2 pair each) Bracket (REQUIRED FOR ICC-ES AC174 CERTIFICATION)		White	15				
VRSFTRK	Flat T-Rail Stair Rail 2" x 3.5" Kit (2 pair each) Bracket (REQUIRED FOR ICC-ES AC174 CERTIFICATION)		White	15				
VRSSK	Screw Kit with Instructions (REQUIRED FOR ICC-ES AC174 CERTIFICATION)			48				
VRFBK	3 Pc. Ft. Block Kit, Bottom Rail Stabilizer (REQUIRED FOR ICC-ES AC174 CERTIFICATION)		White	50				
VRPM436	Railing Post Mount System - 4" x 4" x 36" (REQUIRED FOR ICC-ES AC174 CERTIFICATION)			48				
VRPM536	Railing Post Mount System - 5" x 5" x 36" (REQUIRED FOR ICC-ES AC174 CERTIFICATION)			48				
VRPMHC	Post Mount Hardware for Concrete Installation (REQUIRED FOR ICC-ES AC174 CERTIFICATION)			48				
VRPMHW	Post Mount Hdwr. for Wood/Composite Inst. (REQUIRED FOR ICC-ES AC174 CERTIFICATION)			48				
V44PS	4" x 4" Post Skirt		White	32				
VRM235AH	Rail Mount Brackets 2" x 3.5" Adjustable Horizontal (2 Pair Each)		White	12				
VRMTRAH	Rail Mount Brackets T-Rail Adjustable Horizontal (2 Pair Each)		White	12				

# RAILING 42"H FLAT T-RAIL w/TRAD. BALUSTERS



## VRFT6/8/10-42 & VRFXT6/8/10-42 VRFST6/8/10-42 & VRFXST6/8/10-42

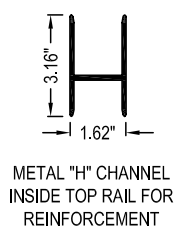
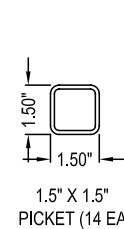
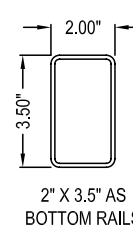
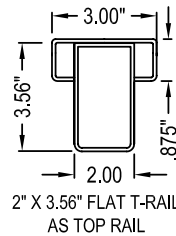
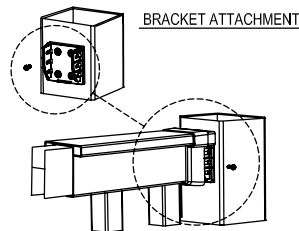
42" High Traditional Baluster (1-1/2" x 1-1/2"), Flat T-Rail Top Rail and 2" x 3.5" Bottom Rail in 6', 8', or 10' Wide Assembled and/or Knockdown (Boxed) Standard and Stair Rail Sections

- ICC-ES AC174 CERTIFIED and ASTM-F964-13 Compliant
- Approved for COMMERCIAL & RESIDENTIAL Applications
- Posts and accessories sold separately
- Made in the U.S.A.
- Easy to assemble and install using standard tools
- Available in Classic Series, Color Spectrum, and Vinyl WoodBond

**NEW ITEM!**  
NOW AVAILABLE  
IN BOXED  
SECTIONS TOO!

### WIDTHS (ABOVE)

	A	B	C
VRFT6-42   VRXFT6-42	72.00"	76.00"	3.40"
VRFT8-42   VRXFT8-42	96.00"	100.00"	3.375"
VRFT10-42   VRXFT10-42	120.00"	124.00"	3.375"



(WT) = Base Price | (BG) x 1.10 | (GY) or (CL) x 1.15 | All Grand Illusions Color Spectrum and Vinyl WoodBond - **CALL FOR QUOTE**

## 42" HIGH FLAT T-RAIL SECTIONS ASSEMBLED

Item No.	Description	Width	Color	Pall. Ct.	Loose	4 Pallet	8 Pallet	T/L
VRFT6-42	42"H x 6'W Traditional Baluster 1-1/2" x 1-1/2", Flat T-Rail Top and 2" x 3.5" Bottom Rail	6'	White	12				
VRST6-42	STAIR RAIL SECTION for 42"H x 6'W Trad. Bal. 1-1/2" x 1-1/2", Flat T-Rail Top and 2" x 3.5" Bottom Rail	6'	White	12				
VRFT8-42	42"H x 8'W High Traditional Baluster 1-1/2" x 1-1/2", Flat T-Rail Top and 2" x 3.5" Bottom Rail	8'	White	12				
VRST8-42	STAIR RAIL SECTION for 42"H x 8'W Trad. Bal. 1-1/2" x 1-1/2", Flat T-Rail Top and 2" x 3.5" Bottom Rail	8'	White	12				



## 42" HIGH FLAT T-RAIL SECTIONS KNOCKDOWN (BOXED)

(Includes Top and Bottom Rail, Pickets, Mounting Brackets/Covers, and Footblock)

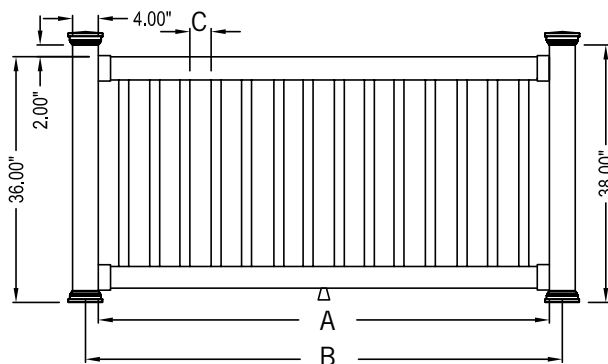


Item No.	Description	Width	Color	Pall. Ct.	Loose	4 Pallet	8 Pallet	T/L
VRXFT6-42	Knockdown 42"H x 6'W Traditional Section, Flat T-Rail Top and 2" x 3.5" Bottom Rail	6'	White	12				
VRXSFT6-42	STAIR RAIL SECTION for Knockdown 42"H x 6'W Trad. Section, Flat T-Rail Top and 2" x 3.5" Bottom Rail	6'	White	12				
VRXFT8-42	Knockdown 42"H x 8'W Trad. Section, Flat T-Rail Top and 2" x 3.5" Bottom Rail	8'	White	12				
VRXSFT8-42	STAIR RAIL SECTION for Knockdown 42"H x 8'W Trad. Section, Flat T-Rail Top and 2" x 3.5" Bottom Rail	8'	White	12				

## ACCESSORIES

Item No.	Description	Width	Color	Pall. Ct.	Loose	4 Pallet	8 Pallet	T/L
VRFTRK	Flat T-Rail Hand Rail 2" x 3.5" Kit (2 pair each) Bracket (REQUIRED FOR ICC-ES AC174 CERTIFICATION)		White	15				
VRSFTRK	Flat T-Rail Stair Rail 2" x 3.5" Kit (2 pair each) Bracket (REQUIRED FOR ICC-ES AC174 CERTIFICATION)		White	15				
VRSSK	Screw Kit with Instructions (REQUIRED FOR ICC-ES AC174 CERTIFICATION)			48				
VRFBK	3 Pc. Ft. Block Kit, Bottom Rail Stabilizer (REQUIRED FOR ICC-ES AC174 CERTIFICATION)		White	50				
VRPM442	Railing Post Mount System - 4" x 4" x 36" (REQUIRED FOR ICC-ES AC174 CERTIFICATION)			48				
VRPM542	Railing Post Mount System - 5" x 5" x 36" (REQUIRED FOR ICC-ES AC174 CERTIFICATION)			48				
VRPMHC	Post Mount Hardware for Concrete Installation (REQUIRED FOR ICC-ES AC174 CERTIFICATION)			48				
VRPMHW	Post Mount Hdwr. for Wood/Composite Inst. (REQUIRED FOR ICC-ES AC174 CERTIFICATION)			48				
V44PS	4" x 4" Post Skirt		White	32				
VRM235AH	Rail Mount Brackets 2" x 3.5" Adjustable Horizontal (2 Pair Each)		White	12				
VRMTRAH	Rail Mount Brackets T-Rail Adjustable Horizontal (2 Pair Each)		White	12				

# RAILING 3'H 2"x3.5" TOP RAIL w/TRAD. BALUSTERS



## VR6/8/10-3 & VRX6/8/10-3 VRS6/8/10-3 & VFXS6/8/10-3

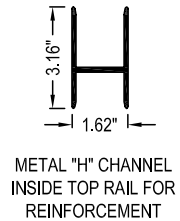
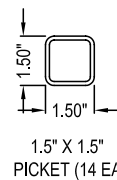
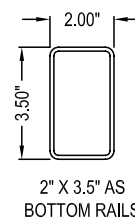
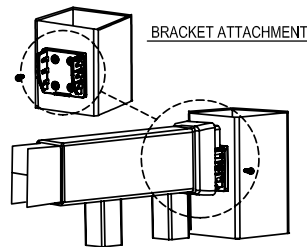
3' High Traditional Baluster (1-1/2" x 1-1/2"), 2" x 3.5" Top Rail and 2" x 3.5" Bottom Rail in 6', 8', or 10' Wide Assembled and/or Knockdown (Boxed) Standard and Stair Rail Sections

- ICC-ES AC174 CERTIFIED and ASTM-F964-13 Compliant
- Approved for COMMERCIAL & RESIDENTIAL Applications
- Posts and accessories sold separately
- Made in the U.S.A.
- Easy to assemble and install using standard tools
- Available in Classic Series, Color Spectrum, and Vinyl WoodBond

**NEW ITEM!**  
NOW AVAILABLE  
IN BOXED  
SECTIONS TOO!

### WIDTHS (ABOVE)

	A	B	C
VR6-3   VRX6-3	72.00"	76.00"	3.40"
VR8-3   VRX8-3	96.00"	100.00"	3.375"
VR10-3   VRX10-3	120.00"	124.00"	3.375"



(WT) = Base Price | (BG) x 1.10 | (GY) or (CL) x 1.15 | All Grand Illusions Color Spectrum and Vinyl WoodBond - **CALL FOR QUOTE**

## 36" HIGH 2" x 3.5" TOP RAIL SECTIONS ASSEMBLED

Item No.	Description	Width	Color	Pall. Ct.	Loose	4 Pallet	8 Pallet	T/L
VR6-3*	3'H x 6'W Traditional Baluster 1-1/2" x 1-1/2", 2" x 3.5" Top Rail and 2" x 3.5" Bottom Rail	6'	White	12				
VRS6-3	STAIR RAIL SECTION for 3'H x 6'W Trad. Bal. 1-1/2" x 1-1/2", 2" x 3.5" Top Rail and 2" x 3.5" Bottom Rail	6'	White	12				
VR8-3*	3'H x 8'W High Traditional Baluster 1-1/2" x 1-1/2", 2" x 3.5" Top Rail and 2" x 3.5" Bottom Rail	8'	White	12				
VRS8-3	STAIR RAIL SECTION for 3'H x 8'W Trad. Bal. 1-1/2" x 1-1/2", 2" x 3.5" Top Rail and 2" x 3.5" Bottom Rail	8'	White	12				



## 36" HIGH 2" x 3.5" TOP RAIL SECTIONS KNOCKDOWN (BOXED)

(Includes Top and Bottom Rail, Pickets, Mounting Brackets/Covers, and Footblock)



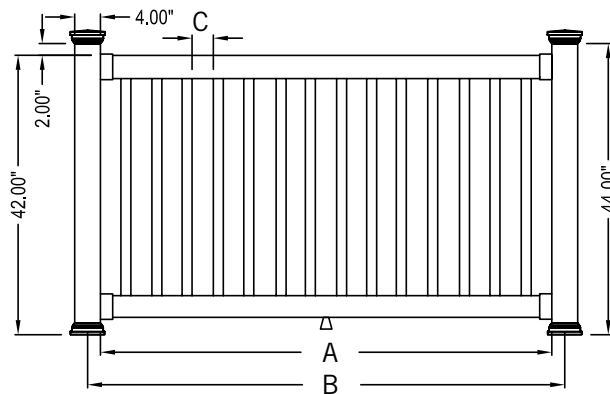
Item No.	Description	Width	Color	Pall. Ct.	Loose	4 Pallet	8 Pallet	T/L
VRX6-3	Knockdown 3' H x 6'W Traditional Section, 2" x 3.5" Top Rail and 2" x 3.5" Bottom Rail	6'	White	10				
VRXS6-3	STAIR RAIL SECTION for Knockdown 3'H x 6'W Trad. Section, 2" x 3.5" Top Rail and 2" x 3.5" Bottom Rail	6'	White	10				
VRX8-3	Knockdown 3' H x 8'W Trad. Section, 2" x 3.5" Top Rail and 2" x 3.5" Bottom Rail	8'	White	10				
VRXS8-3	STAIR RAIL SECTION for Knockdown 3'H x 8'W Trad. Section, 2" x 3.5" Top Rail and 2" x 3.5" Bottom Rail	8'	White	10				

## ACCESSORIES

Item No.	Description	Width	Color	Pall. Ct.	Loose	4 Pallet	8 Pallet	T/L
VR235K	2" x 3.5" Hand Rail Kit (2 pair each) Bracket (REQUIRED FOR ICC-ES AC174 CERTIFICATION)		White	15				
VRS235K	2" x 3.5" Stair Rail Kit (2 pair each) Bracket (REQUIRED FOR ICC-ES AC174 CERTIFICATION)		White	15				
VRSSK	Screw Kit with Instructions (REQUIRED FOR ICC-ES AC174 CERTIFICATION)			48				
VRFBK	3 Pc. Ft. Block Kit, Bottom Rail Stabilizer (REQUIRED FOR ICC-ES AC174 CERTIFICATION)		White	50				
VRPM436	Railing Post Mount System - 4" x 4" x 36" (REQUIRED FOR ICC-ES AC174 CERTIFICATION)			48				
VRPM536	Railing Post Mount System - 5" x 5" x 36" (REQUIRED FOR ICC-ES AC174 CERTIFICATION)			48				
VRPMHC	Post Mount Hardware for Concrete Installation (REQUIRED FOR ICC-ES AC174 CERTIFICATION)			48				
VRPMHW	Post Mount Hdwr. for Wood/Composite Inst. (REQUIRED FOR ICC-ES AC174 CERTIFICATION)			48				
V44PS	4" x 4" Post Skirt		White	32				
VRM235AH	Rail Mount Brackets 2" x 3.5" Adjustable Horizontal (2 Pair Each)		White	12				



# RAILING 42"H 2"x3.5" TOP RAIL w/TRAD. BALUSTERS



## VR6/8/10-42 & VRX6/8/10-42 VRS6/8/10-42 & VRXS6/8/10-42

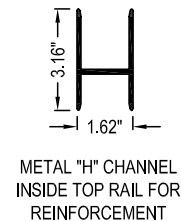
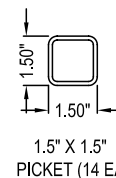
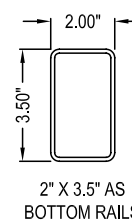
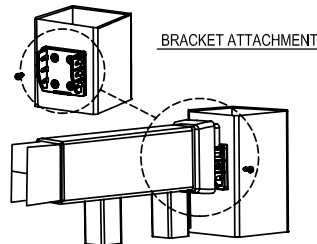
42" High Traditional Baluster (1-1/2" x 1-1/2"), 2" x 3.5" Top Rail and 2" x 3.5" Bottom Rail in 6', 8', or 10' Wide Assembled and/or Knockdown (Boxed) Standard and Stair Rail Sections

- ICC-ES AC174 CERTIFIED and ASTM-F964-13 Compliant
- Approved for COMMERCIAL & RESIDENTIAL Applications
- Posts and accessories sold separately
- Made in the U.S.A.
- Easy to assemble and install using standard tools
- Available in Classic Series, Color Spectrum, and Vinyl WoodBond

**NEW ITEM!**  
NOW AVAILABLE  
IN BOXED  
SECTIONS TOO!

### WIDTHS (ABOVE)

	A	B	C
VR6-42   VRX6-42	72.00"	76.00"	3.40"
VR8-42   VRX8-42	96.00"	100.00"	3.375"
VR10-42   VRX10-42	120.00"	124.00"	3.375"



(WT) = Base Price | (BG) x 1.10 | (GY) or (CL) x 1.15 | All Grand Illusions Color Spectrum and Vinyl WoodBond - **CALL FOR QUOTE**

## 42" HIGH 2" x 3.5" TOP RAIL SECTIONS ASSEMBLED

Item No.	Description	Width	Color	Pall. Ct.	Loose	4 Pallet	8 Pallet	T/L
VR6-42	42"H x 6'W Traditional Baluster 1-1/2" x 1-1/2", 2" x 3.5" Top Rail and 2" x 3.5" Bottom Rail	6'	White	12				
VRS6-42	STAIR RAIL SECTION for 42"H x 6'W Trad. Bal. 1-1/2" x 1-1/2", 2" x 3.5" Top Rail and 2" x 3.5" Bottom Rail	6'	White	12				
VR8-42	42"H x 8'W High Traditional Baluster 1-1/2" x 1-1/2", 2" x 3.5" Top Rail and 2" x 3.5" Bottom Rail	8'	White	12				
VRS8-42	STAIR RAIL SECTION for 42"H x 8'W Trad. Bal. 1-1/2" x 1-1/2", 2" x 3.5" Top Rail and 2" x 3.5" Bottom Rail	8'	White	12				



## 42" HIGH 2" x 3.5" TOP RAIL SECTIONS KNOCKDOWN (BOXED)

(Includes Top and Bottom Rail, Pickets, Mounting Brackets/Covers, and Footblock)



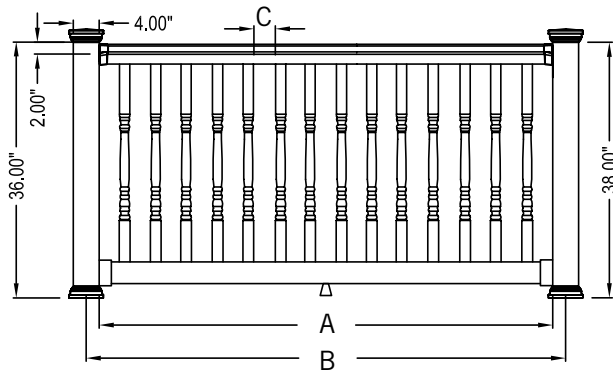
Item No.	Description	Width	Color	Pall. Ct.	Loose	4 Pallet	8 Pallet	T/L
VRX6-42	Knockdown 42"H x 6'W Traditional Section, 2" x 3.5" Top Rail and 2" x 3.5" Bottom Rail	6'	White	12				
VRXS6-42	STAIR RAIL SECTION for Knockdown 42"H x 6'W Trad. Section, 2" x 3.5" Top Rail and 2" x 3.5" Bottom Rail	6'	White	12				
VRX8-42	Knockdown 42"H x 8'W Trad. Section, 2" x 3.5" Top Rail and 2" x 3.5" Bottom Rail	8'	White	12				
VRXS8-42	STAIR RAIL SECTION for Knockdown 42"H x 8'W Trad. Section, 2" x 3.5" Top Rail and 2" x 3.5" Bottom Rail	8'	White	12				

## ACCESSORIES

Item No.	Description	Width	Color	Pall. Ct.	Loose	4 Pallet	8 Pallet	T/L
VR235K	2" x 3.5" Hand Rail Kit (2 pair each) Bracket (REQUIRED FOR ICC-ES AC174 CERTIFICATION)		White	15				
VRS235K	2" x 3.5" Stair Rail Kit (2 pair each) Bracket (REQUIRED FOR ICC-ES AC174 CERTIFICATION)		White	15				
VRSSK	Screw Kit with Instructions (REQUIRED FOR ICC-ES AC174 CERTIFICATION)			48				
VRFBK	3 Pc. Ft. Block Kit, Bottom Rail Stabilizer (REQUIRED FOR ICC-ES AC174 CERTIFICATION)		White	50				
VRPM442	Railing Post Mount System - 4" x 4" x 36" (REQUIRED FOR ICC-ES AC174 CERTIFICATION)			48				
VRPM542	Railing Post Mount System - 5" x 5" x 36" (REQUIRED FOR ICC-ES AC174 CERTIFICATION)			48				
VRPMHC	Post Mount Hardware for Concrete Installation (REQUIRED FOR ICC-ES AC174 CERTIFICATION)			48				
VRPMHW	Post Mount Hdwr. for Wood/Composite Inst. (REQUIRED FOR ICC-ES AC174 CERTIFICATION)			48				
V44PS	4" x 4" Post Skirt		White	32				
VRM235AH	Rail Mount Brackets 2" x 3.5" Adjustable Horizontal (2 Pair Each)		White	12				



# RAILING 3'H T-RAIL w/COLONIAL BALUSTERS



## VRT6/8/10C-3 & VRXT6/8/10C-3 VRST6/8/10C-3 & VRXST6/8/10C-3

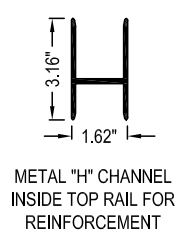
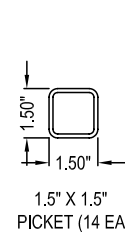
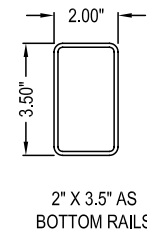
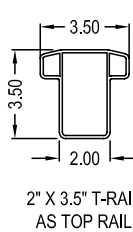
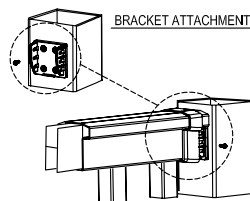
3' High Colonial Baluster, T-Rail Top Rail and 2" x 3.5" Bottom Rail in 6', 8', or 10' Wide Assembled and/or Knockdown (Boxed) Standard and Stair Rail Sections

- ICC-ES AC174 CERTIFIED and ASTM-F964-13 Compliant
- Approved for COMMERCIAL & RESIDENTIAL Applications
- Posts and accessories sold separately
- Made in the U.S.A.
- Easy to assemble and install using standard tools
- Available in Classic Series and Grand Illusions
- T-Rail and Colonial Balusters not available in Grand Illusions Vinyl WoodBond

**NEW ITEM!**  
NOW AVAILABLE  
IN BOXED  
SECTIONS TOO!

### WIDTHS (ABOVE)

	A	B	C
VRT6C-3   VRXTC6-3	72.00"	76.00"	3.40"
VRT8C-3   VRXTC8-3	96.00"	100.00"	3.375"
VRT10C-3   VRXT10C-3	120.00"	124.00"	3.375"



(WT) = Base Price | (BG) x 1.10 | (GY) or (CL) x 1.15 | All Grand Illusions Color Spectrum and Vinyl WoodBond - **CALL FOR QUOTE**

## 36" HIGH T-RAIL COLONIAL SECTIONS ASSEMBLED

Item No.	Description	Width	Color	Pall. Ct.	Loose	4 Pallet	8 Pallet	T/L
VRT6C-3	3'H x 6'W Colonial Baluster 1-1/2" x 1-1/2", T-Rail Top and 2" x 3.5" Bottom Rail	6'	White	12				
VRST6C-3	STAIR RAIL SECTION for 3'H x 6'W Col. Bal. 1-1/2" x 1-1/2", T-Rail Top and 2" x 3.5" Bottom Rail	6'	White	12				
VRT8C-3	3'H x 8'W High Colonial Baluster 1-1/2" x 1-1/2", T-Rail Top and 2" x 3.5" Bottom Rail	8'	White	12				
VRST8C-3	STAIR RAIL SECTION for 3'H x 8'W Col. Bal. 1-1/2" x 1-1/2", T-Rail Top and 2" x 3.5" Bottom Rail	8'	White	12				

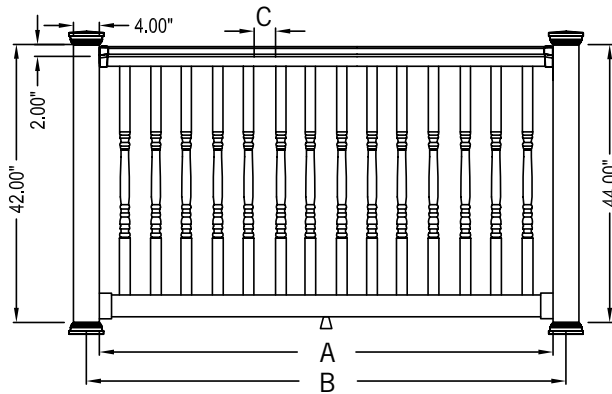
## ICC-ES 36" HIGH T-RAIL COLONIAL SECTIONS KNOCKDOWN (BOXED) ICC-ES (Includes Top and Bottom Rail, Pickets, Mounting Brackets/Covers, and Footblock)

Item No.	Description	Width	Color	Pall. Ct.	Loose	4 Pallet	8 Pallet	T/L
VRXT6C-3	Knockdown 3'H x 6'W Colonial Section, T-Rail Top and 2" x 3.5" Bottom Rail	6'	White	12				
VRXST6C-3	STAIR RAIL SECTION for Knockdown 3'H x 6'W Col. Section, T-Rail Top and 2" x 3.5" Bottom Rail	6'	White	12				
VRXT8C-3	Knockdown 3'H x 8'W Col. Section, T-Rail Top and 2" x 3.5" Bottom Rail	8'	White	12				
VRXST8C-3	STAIR RAIL SECTION for Knockdown 3'H x 8'W Col. Section, T-Rail Top and 2" x 3.5" Bottom Rail	8'	White	12				

## ACCESSORIES

Item No.	Description	Width	Color	Pall. Ct.	Loose	4 Pallet	8 Pallet	T/L
VR235TRK	T-Rail Hand Rail 2" x 3.5" Kit (2 pair each) Bracket (REQUIRED FOR ICC-ES AC174 CERTIFICATION)		White	15				
VRSTRK	T-Rail Stair Rail 2" x 3.5" Kit (2 pair each) Bracket (REQUIRED FOR ICC-ES AC174 CERTIFICATION)		White	15				
VRSSK	Screw Kit with Instructions (REQUIRED FOR ICC-ES AC174 CERTIFICATION)			48				
VRFBK	3 Pc. Ft. Block Kit, Bottom Rail Stabilizer (REQUIRED FOR ICC-ES AC174 CERTIFICATION)		White	50				
VRPM436	Railing Post Mount System - 4" x 4" x 36" (REQUIRED FOR ICC-ES AC174 CERTIFICATION)			48				
VRPM536	Railing Post Mount System - 5" x 5" x 36" (REQUIRED FOR ICC-ES AC174 CERTIFICATION)			48				
VRPMHC	Post Mount Hardware for Concrete Installation (REQUIRED FOR ICC-ES AC174 CERTIFICATION)			48				
VRPMHW	Post Mount Hdwr. for Wood/Composite Inst. (REQUIRED FOR ICC-ES AC174 CERTIFICATION)			48				
V44PS	4" x 4" Post Skirt		White	32				
VRM235AH	Rail Mount Brackets 2" x 3.5" Adjustable Horizontal (2 Pair Each)		White	12				
VRMTRAH	Rail Mount Brackets T-Rail Adjustable Horizontal (2 Pair Each)		White	12				
VRT45AK	T-Rail 45 Degree Adaptor Kit (2 pr. each) Brackets. 4 pcs.		White	30				

# RAILING 42"H T-RAIL w/COLONIAL BALUSTERS



## VRT6/8/10C-42 & VRXT6/8/10C-42 VRST6/8/10C-42 & VRXST6/8/10C-42

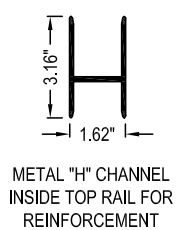
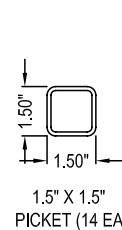
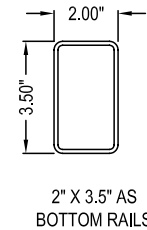
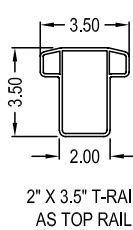
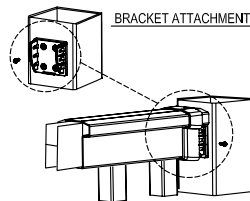
42" High Colonial Baluster, T-Rail Top Rail and 2" x 3.5" Bottom Rail in 6', 8', or 10' Wide Assembled and/or Knockdown (Boxed) Standard and Stair Rail Sections

- ICC-ES AC174 CERTIFIED and ASTM-F964-13 Compliant
- Approved for COMMERCIAL & RESIDENTIAL Applications
- Posts and accessories sold separately
- Made in the U.S.A.
- Easy to assemble and install using standard tools
- T-Rail and Colonial Balusters not available in Grand Illusions Vinyl WoodBond

**NEW ITEM!**  
NOW AVAILABLE  
IN BOXED  
SECTIONS TOO!

### WIDTHS (ABOVE)

	A	B	C
VRT6C-42   VRXTC6-42	72.00"	76.00"	3.40"
VRT8C-42   VRXT8C-42	96.00"	100.00"	3.375"
VRT10C-42   VRXT10C-42	120.00"	124.00"	3.375"



(WT) = Base Price | (BG) x 1.10 | (GY) or (CL) x 1.15 | All Grand Illusions Color Spectrum and Vinyl WoodBond - **CALL FOR QUOTE**

## 42" HIGH T-RAIL COLONIAL SECTIONS ASSEMBLED

Item No.	Description	Width	Color	Pall. Ct.	Loose	4 Pallet	8 Pallet	T/L
VRT6C-42	42"H x 6'W Colonial Baluster 1-1/2" x 1-1/2", T-Rail Top and 2" x 3.5" Bottom Rail	6'	White	12				
VRST6C-42	STAIR RAIL SECTION for 42"H x 6'W Col. Bal. 1-1/2" x 1-1/2", T-Rail Top and 2" x 3.5" Bottom Rail	6'	White	12				
VRT8C-42	42"H x 8'W High Colonial Baluster 1-1/2" x 1-1/2", T-Rail Top and 2" x 3.5" Bottom Rail	8'	White	12				
VRST8C-42	STAIR RAIL SECTION for 42"H x 8'W Col. Bal. 1-1/2" x 1-1/2", T-Rail Top and 2" x 3.5" Bottom Rail	8'	White	12				



## 42" HIGH T-RAIL COLONIAL SECTIONS KNOCKDOWN (BOXED)

(Includes Top and Bottom Rail, Pickets, Mounting Brackets/Covers, and Footblock)

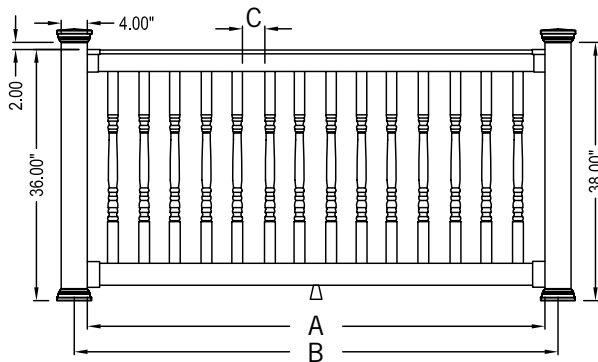


Item No.	Description	Width	Color	Pall. Ct.	Loose	4 Pallet	8 Pallet	T/L
VRXT6C-42	Knockdown 42"H x 6'W Colonial Section, T-Rail Top and 2" x 3.5" Bottom Rail	6'	White	12				
VRXST6C-42	STAIR RAIL SECTION for Knockdown 42"H x 6'W Col. Section, T-Rail Top and 2" x 3.5" Bottom Rail	6'	White	12				
VRXT8C-42	Knockdown 42"H x 8'W Col. Section, T-Rail Top and 2" x 3.5" Bottom Rail	8'	White	12				
VRXST8C-42	STAIR RAIL SECTION for Knockdown 42"H x 8'W Col. Section, T-Rail Top and 2" x 3.5" Bottom Rail	8'	White	12				

## ACCESSORIES

Item No.	Description	Width	Color	Pall. Ct.	Loose	4 Pallet	8 Pallet	T/L
VR235TRK	T-Rail Hand Rail 2" x 3.5" Kit (2 pair each) Bracket (REQUIRED FOR ICC-ES AC174 CERTIFICATION)		White	15				
VRSTRK	T-Rail Stair Rail 2" x 3.5" Kit (2 pair each) Bracket (REQUIRED FOR ICC-ES AC174 CERTIFICATION)		White	15				
VRSSK	Screw Kit with Instructions (REQUIRED FOR ICC-ES AC174 CERTIFICATION)			48				
VRFBK	3 Pc. Ft. Block Kit, Bottom Rail Stabilizer (REQUIRED FOR ICC-ES AC174 CERTIFICATION)		White	50				
VRPM442	Railing Post Mount System - 4" x 4" x 36" (REQUIRED FOR ICC-ES AC174 CERTIFICATION)			48				
VRPM542	Railing Post Mount System - 5" x 5" x 36" (REQUIRED FOR ICC-ES AC174 CERTIFICATION)			48				
VRPMHC	Post Mount Hardware for Concrete Installation (REQUIRED FOR ICC-ES AC174 CERTIFICATION)			48				
VRPMHW	Post Mount Hdwr. for Wood/Composite Inst. (REQUIRED FOR ICC-ES AC174 CERTIFICATION)			48				
V44PS	4" x 4" Post Skirt		White	32				
VRM235AH	Rail Mount Brackets 2" x 3.5" Adjustable Horizontal (2 Pair Each)		White	12				
VRMTRAH	Rail Mount Brackets T-Rail Adjustable Horizontal (2 Pair Each)		White	12				
VRT45AK	T-Rail 45 Degree Adaptor Kit (2 pr. each) Brackets, 4 pcs.		White	30				
VR23545AK	2" x 3.5" 45 Degree Adaptor Kit (2 pr. each) Brackets, 4pcs.		White	30				

# RAILING 3'H FLAT T-RAIL w/COL. BALUSTERS



## VRFT6/8/10C-3 & VRFXT6/8/10C-3 VRFST6/8/10C-3 & VRFXST6/8/10C-3

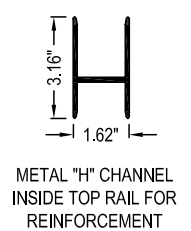
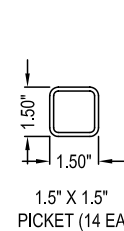
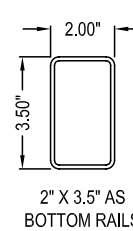
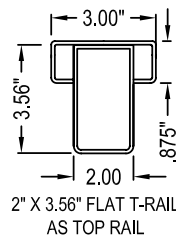
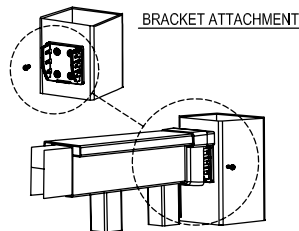
3' High Colonial Baluster (1-1/2" x 1-1/2"), Flat T-Rail Top Rail and 2" x 3.5" Bottom Rail in 6', 8', or 10' Wide Assembled and/or Knockdown (Boxed) Standard and Stair Rail Sections

- ICC-ES AC174 CERTIFIED and ASTM-F964-13 Compliant
- Approved for COMMERCIAL & RESIDENTIAL Applications
- Posts and accessories sold separately
- Made in the U.S.A.
- Easy to assemble and install using standard tools
- Available in Classic Series and Grand Illusions
- Colonial Balusters not available in Grand Illusions Vinyl WoodBond

**NEW ITEM!**  
NOW AVAILABLE  
IN BOXED  
SECTIONS TOO!

### WIDTHS (ABOVE)

	A	B	C
VRFT6C-3   VRFXT6C-3	72.00"	76.00"	3.40"
VRFT8C-3   VRFXT8C-3	96.00"	100.00"	3.375"
VRFT10C-3   VRFXT10C-3	120.00"	124.00"	3.375"



(WT) = Base Price | (BG) x 1.10 | (GY) or (CL) x 1.15 | All Grand Illusions Color Spectrum and Vinyl WoodBond - **CALL FOR QUOTE**

## 36" HIGH FLAT T-RAIL COLONIAL SECTIONS ASSEMBLED

Item No.	Description	Width	Color	Pall. Ct.	Loose	4 Pallet	8 Pallet	T/L
VRFT6C-3	3'H x 6'W Colonial Baluster 1-1/2" x 1-1/2", Flat T-Rail Top and 2" x 3.5" Bottom Rail	6'	White	12				
VRSFT6C-3	STAIR RAIL SECTION for 3'H x 6'W Col. Bal. 1-1/2" x 1-1/2", Flat T-Rail Top and 2" x 3.5" Bottom Rail	6'	White	12				
VRFT8C-3	3'H x 8'W High Colonial Baluster 1-1/2" x 1-1/2", Flat T-Rail Top and 2" x 3.5" Bottom Rail	8'	White	12				
VRSFT8C-3	STAIR RAIL SECTION for 3'H x 8'W Col. Bal. 1-1/2" x 1-1/2", Flat T-Rail Top and 2" x 3.5" Bottom Rail	8'	White	12				



## 36" HIGH FLAT T-RAIL COLONIAL SECTIONS KNOCKDOWN (BOXED)

(Includes Top and Bottom Rail, Pickets, Mounting Brackets/Covers, and Footblock)

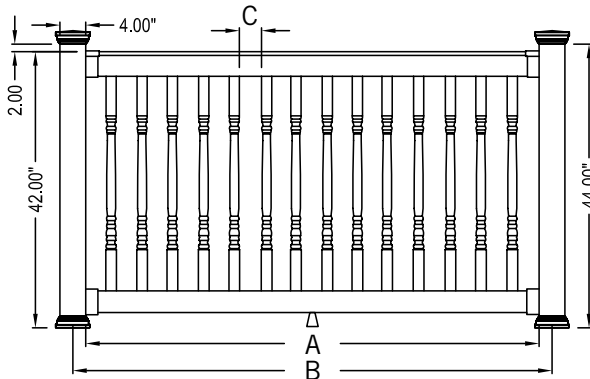


Item No.	Description	Width	Color	Pall. Ct.	Loose	4 Pallet	8 Pallet	T/L
VRFXT6C-3	Knockdown 3' H x 6'W Colonial Section, Flat T-Rail Top and 2" x 3.5" Bottom Rail	6'	White	12				
VRSFT6C-3	STAIR RAIL SECTION for Knockdown 3'H x 6'W Col. Section, Flat T-Rail Top and 2" x 3.5" Bottom Rail	6'	White	12				
VRFXT8C-3	Knockdown 3'H x 8'W Col. Section, Flat T-Rail Top and 2" x 3.5" Bottom Rail	8'	White	12				
VRSFT8C-3	STAIR RAIL SECTION for Knockdown 3'H x 8'W Col. Section, Flat T-Rail Top and 2" x 3.5" Bottom Rail	8'	White	12				

## ACCESSORIES

Item No.	Description	Width	Color	Pall. Ct.	Loose	4 Pallet	8 Pallet	T/L
VRFTRK	Flat T-Rail Hand Rail 2" x 3.5" Kit (2 pair each) Bracket (REQUIRED FOR ICC-ES AC174 CERTIFICATION)		White	15				
VRSFTRK	Flat T-Rail Stair Rail 2" x 3.5" Kit (2 pair each) Bracket (REQUIRED FOR ICC-ES AC174 CERTIFICATION)		White	15				
VRSSK	Screw Kit with Instructions (REQUIRED FOR ICC-ES AC174 CERTIFICATION)			48				
VRFBK	3 Pc. Ft. Block Kit, Bottom Rail Stabilizer (REQUIRED FOR ICC-ES AC174 CERTIFICATION)		White	50				
VRPM436	Railing Post Mount System - 4" x 4" x 36" (REQUIRED FOR ICC-ES AC174 CERTIFICATION)			48				
VRPM536	Railing Post Mount System - 5" x 5" x 36" (REQUIRED FOR ICC-ES AC174 CERTIFICATION)			48				
VRPMHC	Post Mount Hardware for Concrete Installation (REQUIRED FOR ICC-ES AC174 CERTIFICATION)			48				
VRPMHW	Post Mount Hdwr. for Wood/Composite Inst. (REQUIRED FOR ICC-ES AC174 CERTIFICATION)			48				
V44PS	4" x 4" Post Skirt		White	32				
VRM235AH	Rail Mount Brackets 2" x 3.5" Adjustable Horizontal (2 Pair Each)		White	12				
VRMTRAH	Rail Mount Brackets T-Rail Adjustable Horizontal (2 Pair Each)		White	12				

# RAILING 42"H FLAT T-RAIL w/COL. BALUSTERS



## VRFT6/8/10C-42 & VRFXT6/8/10C-42 VRFST6/8/10C-42 & VRFXT6/8/10C-42

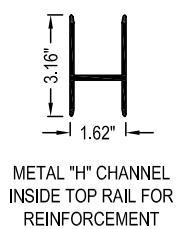
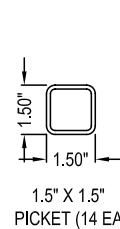
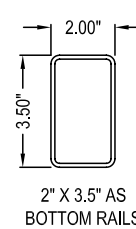
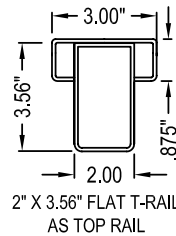
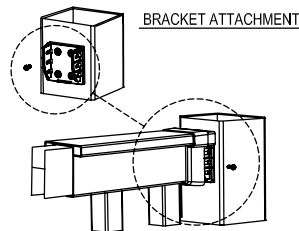
42" High Colonial Baluster (1-1/2" x 1-1/2"), Flat T-Rail Top Rail and 2" x 3.5" Bottom Rail in 6', 8', or 10' Wide Assembled and/or Knockdown (Boxed) Standard and Stair Rail Sections

- ICC-ES AC174 CERTIFIED and ASTM-F964-13 Compliant
- Approved for COMMERCIAL & RESIDENTIAL Applications
- Posts and accessories sold separately
- Made in the U.S.A.
- Easy to assemble and install using standard tools
- Available in Classic Series and Grand Illusions
- Colonial Balusters not available in Grand Illusions Vinyl WoodBond

**NEW ITEM!**  
NOW AVAILABLE  
IN BOXED  
SECTIONS TOO!

### WIDTHS (ABOVE)

		A	B	C
VRFT6C-42   VRXFT6C-42		72.00"	76.00"	3.40"
VRFT8C-42   VRXFT8C-42		96.00"	100.00"	3.375"
VRFT10C-42   VRXFT10C-42		120.00"	124.00"	3.375"



(WT) = Base Price | (BG) x 1.10 | (GY) or (CL) x 1.15 | All Grand Illusions Color Spectrum and Vinyl WoodBond - **CALL FOR QUOTE**

## 42" HIGH FLAT T-RAIL COLONIAL SECTIONS ASSEMBLED

Item No.	Description	Width	Color	Pall. Ct.	Loose	4 Pallet	8 Pallet	T/L
VRFT6C-42	42"H x 6'W Colonial Baluster 1-1/2" x 1-1/2", Flat T-Rail Top and 2" x 3.5" Bottom Rail	6'	White	12				
VRSFT6C-42	STAIR RAIL SECTION for 42"H x 6'W Col. Bal. 1-1/2" x 1-1/2", Flat T-Rail Top and 2" x 3.5" Bottom Rail	6'	White	12				
VRFT8C-42	42"H x 8'W High Colonial Baluster 1-1/2" x 1-1/2", Flat T-Rail Top and 2" x 3.5" Bottom Rail	8'	White	12				
VRSFT8C-42	STAIR RAIL SECTION for 42"H x 8'W Col. Bal. 1-1/2" x 1-1/2", Flat T-Rail Top and 2" x 3.5" Bottom Rail	8'	White	12				



## 42" HIGH FLAT T-RAIL COLONIAL SECTIONS KNOCKDOWN (BOXED)

(Includes Top and Bottom Rail, Pickets, Mounting Brackets/Covers, and Footblock)

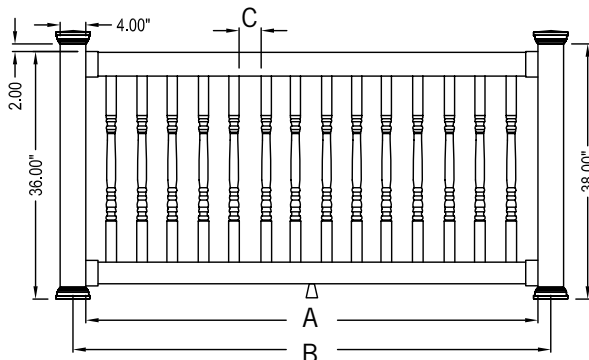


Item No.	Description	Width	Color	Pall. Ct.	Loose	4 Pallet	8 Pallet	T/L
VRFXT6C-42	Knockdown 42" H x 6'W Colonial Section, Flat T-Rail Top and 2" x 3.5" Bottom Rail	6'	White	12				
VRXST6C-42	STAIR RAIL SECTION for Knockdown 42" H x 6'W Col. Section, Flat T-Rail Top and 2" x 3.5" Bottom Rail	6'	White	12				
VRFXT8C-42	Knockdown 42" H x 8'W Col. Section, Flat T-Rail Top and 2" x 3.5" Bottom Rail	8'	White	12				
VRXST8C-42	STAIR RAIL SECTION for Knockdown 42" H x 8'W Col. Section, Flat T-Rail Top and 2" x 3.5" Bottom Rail	8'	White	12				

## ACCESSORIES

Item No.	Description	Width	Color	Pall. Ct.	Loose	4 Pallet	8 Pallet	T/L
VRFTRK	Flat T-Rail Hand Rail 2" x 3.5" Kit (2 pair each) Bracket (REQUIRED FOR ICC-ES AC174 CERTIFICATION)		White	15				
VRSFTRK	Flat T-Rail Stair Rail 2" x 3.5" Kit (2 pair each) Bracket (REQUIRED FOR ICC-ES AC174 CERTIFICATION)		White	15				
VRSSK	Screw Kit with Instructions (REQUIRED FOR ICC-ES AC174 CERTIFICATION)			48				
VRFBK	3 Pc. Ft. Block Kit, Bottom Rail Stabilizer (REQUIRED FOR ICC-ES AC174 CERTIFICATION)		White	50				
VRPM442	Railing Post Mount System - 4" x 4" x 36" (REQUIRED FOR ICC-ES AC174 CERTIFICATION)			48				
VRPM542	Railing Post Mount System - 5" x 5" x 36" (REQUIRED FOR ICC-ES AC174 CERTIFICATION)			48				
VRPMHC	Post Mount Hardware for Concrete Installation (REQUIRED FOR ICC-ES AC174 CERTIFICATION)			48				
VRPMHW	Post Mount Hdw. for Wood/Composite Inst. (REQUIRED FOR ICC-ES AC174 CERTIFICATION)			48				
V44PS	4" x 4" Post Skirt		White	32				
VRM235AH	Rail Mount Brackets 2" x 3.5" Adjustable Horizontal (2 Pair Each)		White	12				
VRMTRAH	Rail Mount Brackets T-Rail Adjustable Horizontal (2 Pair Each)		White	12				

# RAILING 3'H 2"x3.5" TOP RAIL w/COL. BALUSTERS



## VR6/8/10C-3 & VRX6/8/10C-3 VRS6/8/10C-3 & VFXS6/8/10C-3

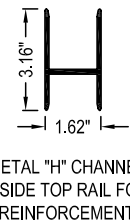
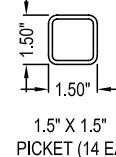
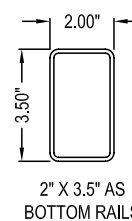
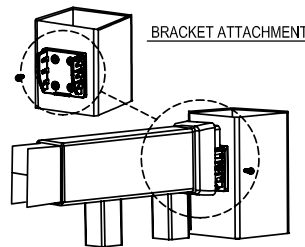
3' High Colonial Baluster (1-1/2" x 1-1/2"), 2" x 3.5" Top Rail and 2" x 3.5" Bottom Rail in 6', 8', or 10' Wide Assembled and/or Knockdown (Boxed) Standard and Stair Rail Sections

- ICC-ES AC174 CERTIFIED and ASTM-F964-13 Compliant
- Approved for COMMERCIAL & RESIDENTIAL Applications
- Posts and accessories sold separately
- Made in the U.S.A.
- Easy to assemble and install using standard tools
- Available in Classic Series and Grand Illusions
- Colonial Balusters not available in Grand Illusions Vinyl WoodBond

**NEW ITEM!**  
NOW AVAILABLE  
IN BOXED  
SECTIONS TOO!

### WIDTHS (ABOVE)

	A	B	C
VR6C-3   VRX6C-3	72.00"	76.00"	3.40"
VR8C-3   VRX8C-3	96.00"	100.00"	3.375"
VR10C-3   VRX10C-3	120.00"	124.00"	3.375"



(WT) = Base Price | (BG) x 1.10 | (GY) or (CL) x 1.15 | All Grand Illusions Color Spectrum and Vinyl WoodBond - **CALL FOR QUOTE**

## 36" HIGH 2" x 3.5" TOP RAIL COLONIAL SECTIONS ASSEMBLED

Item No.	Description	Width	Color	Pall. Ct.	Loose	4 Pallet	8 Pallet	T/L
VR6C-3	3'H x 6'W Colonial Baluster 1-1/2" x 1-1/2", 2" x 3.5" Top Rail and 2" x 3.5" Bottom Rail	6'	White	12				
VRS6C-3	STAIR RAIL SECTION for 3'H x 6'W Col. Bal. 1-1/2" x 1-1/2", 2" x 3.5" Top Rail and 2" x 3.5" Bottom Rail	6'	White	12				
VR8C-3	3'H x 8'W High Colonial Baluster 1-1/2" x 1-1/2", 2" x 3.5" Top Rail and 2" x 3.5" Bottom Rail	8'	White	12				
VRS8C-3	STAIR RAIL SECTION for 3'H x 8'W Col. Bal. 1-1/2" x 1-1/2", 2" x 3.5" Top Rail and 2" x 3.5" Bottom Rail	8'	White	12				



## 36" HIGH 2" x 3.5" TOP RAIL COLONIAL SECTIONS KNOCKDOWN (BOXED)

(Includes Top and Bottom Rail, Pickets, Mounting Brackets/Covers, and Footblock)



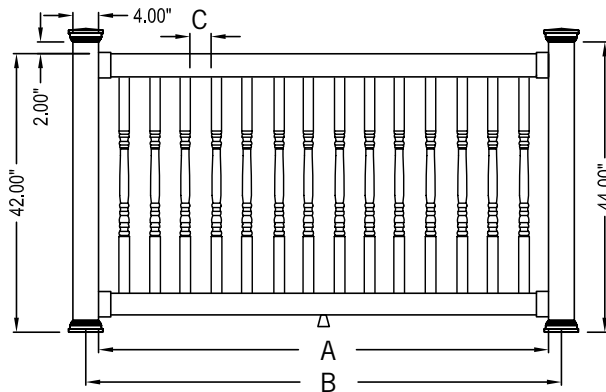
Item No.	Description	Width	Color	Pall. Ct.	Loose	4 Pallet	8 Pallet	T/L
VRX6C-3	Knockdown 3' H x 6'W Colonial Section, 2" x 3.5" Top Rail and 2" x 3.5" Bottom Rail	6'	White	12				
VRXS6C-3	STAIR RAIL SECTION for Knockdown 3'H x 6'W Col. Section, 2" x 3.5" Top Rail and 2" x 3.5" Bottom Rail	6'	White	12				
VRX8C-3	Knockdown 3' H x 8'W Col. Section, 2" x 3.5" Top Rail and 2" x 3.5" Bottom Rail	8'	White	12				
VRXS8C-3	STAIR RAIL SECTION for Knockdown 3'H x 8'W Col. Section, 2" x 3.5" Top Rail and 2" x 3.5" Bottom Rail	8'	White	12				

## ACCESSORIES

Item No.	Description	Width	Color	Pall. Ct.	Loose	4 Pallet	8 Pallet	T/L
VR235K	2" x 3.5" Hand Rail Kit (2 pair each) Bracket (REQUIRED FOR ICC-ES AC174 CERTIFICATION)		White	15				
VRS235K	2" x 3.5" Stair Rail Kit (2 pair each) Bracket (REQUIRED FOR ICC-ES AC174 CERTIFICATION)		White	15				
VRSSK	Screw Kit with Instructions (REQUIRED FOR ICC-ES AC174 CERTIFICATION)			48				
VRFBK	3 Pc. Ft. Block Kit, Bottom Rail Stabilizer (REQUIRED FOR ICC-ES AC174 CERTIFICATION)		White	50				
VRPM436	Railing Post Mount System - 4" x 4" x 36" (REQUIRED FOR ICC-ES AC174 CERTIFICATION)			48				
VRPM536	Railing Post Mount System - 5" x 5" x 36" (REQUIRED FOR ICC-ES AC174 CERTIFICATION)			48				
VRPMHC	Post Mount Hardware for Concrete Installation (REQUIRED FOR ICC-ES AC174 CERTIFICATION)			48				
VRPMHW	Post Mount Hdwr. for Wood/Composite Inst. (REQUIRED FOR ICC-ES AC174 CERTIFICATION)			48				
V44PS	4" x 4" Post Skirt		White	32				
VRM235AH	Rail Mount Brackets 2" x 3.5" Adjustable Horizontal (2 Pair Each)		White	12				



# RAILING 42"H 2"x3.5" TOP RAIL w/COL. BALUSTERS



## VR6/8/10C-42 & VRX6/8/10C-42 VRS6/8/10C-42 & VFXS6/8/10C-42

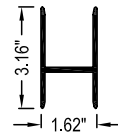
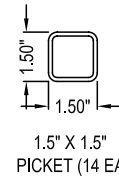
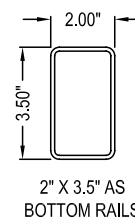
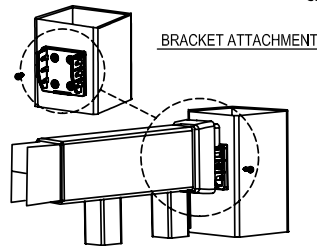
42" High Colonial Baluster (1-1/2" x 1-1/2"), 2" x 3.5" Top Rail and 2" x 3.5" Bottom Rail in 6', 8', or 10' Wide Assembled and/or Knockdown (Boxed) Standard and Stair Rail Sections

- ICC-ES AC174 CERTIFIED and ASTM-F964-13 Compliant
- Approved for COMMERCIAL & RESIDENTIAL Applications
- Posts and accessories sold separately
- Made in the U.S.A.
- Easy to assemble and install using standard tools
- Available in Classic Series and Grand Illusions
- Colonial Balusters not available in Grand Illusions Vinyl WoodBond

**NEW ITEM!**  
NOW AVAILABLE  
IN BOXED  
SECTIONS TOO!

### WIDTHS (ABOVE)

		A	B	C
VR6C-42   VRX6C-42		72.00"	76.00"	3.40"
VR8C-42   VRX8C-42		96.00"	100.00"	3.375"
VR10C-42   VRX10C-42		120.00"	124.00"	3.375"



METAL "H" CHANNEL  
INSIDE TOP RAIL FOR  
REINFORCEMENT

(WT) = Base Price | (BG) x 1.10 | (GY) or (CL) x 1.15 | All Grand Illusions Color Spectrum and Vinyl WoodBond - **CALL FOR QUOTE**

## 42" HIGH 2" x 3.5" TOP RAIL SECTIONS ASSEMBLED

Item No.	Description	Width	Color	Pall. Ct.	Loose	4 Pallet	8 Pallet	T/L
VR6C-42	42"H x 6'W Colonial Baluster 1-1/2" x 1-1/2", 2" x 3.5" Top Rail and 2" x 3.5" Bottom Rail	6'	White	12				
VRS6C-42	STAIR RAIL SECTION for 42"H x 6'W Col. Bal. 1-1/2" x 1-1/2", 2" x 3.5" Top Rail and 2" x 3.5" Bottom Rail	6'	White	12				
VR8C-42	42"H x 8'W High Colonial Baluster 1-1/2" x 1-1/2", 2" x 3.5" Top Rail and 2" x 3.5" Bottom Rail	8'	White	12				
VRS8C-42	STAIR RAIL SECTION for 42"H x 8'W Col. Bal. 1-1/2" x 1-1/2", 2" x 3.5" Top Rail and 2" x 3.5" Bottom Rail	8'	White	12				



## 42" HIGH 2" x 3.5" TOP RAIL SECTIONS KNOCKDOWN (BOXED)

(Includes Top and Bottom Rail, Pickets, Mounting Brackets/Covers, and Footblock)



Item No.	Description	Width	Color	Pall. Ct.	Loose	4 Pallet	8 Pallet	T/L
VRX6C-42	Knockdown 42"H x 6'W Colonial Section, 2" x 3.5" Top Rail and 2" x 3.5" Bottom Rail	6'	White	12				
VRXS6C-42	STAIR RAIL SECTION for Knockdown 42"H x 6'W Col. Section, 2" x 3.5" Top Rail and 2" x 3.5" Bottom Rail	6'	White	12				
VRX8C-42	Knockdown 42"H x 8'W Col. Section, 2" x 3.5" Top Rail and 2" x 3.5" Bottom Rail	8'	White	12				
VRXS8C-42	STAIR RAIL SECTION for Knockdown 42"H x 8'W Col. Section, 2" x 3.5" Top Rail and 2" x 3.5" Bottom Rail	8'	White	12				

## ACCESSORIES

Item No.	Description	Width	Color	Pall. Ct.	Loose	4 Pallet	8 Pallet	T/L
VR235TRK	2" x 3.5" Hand Rail Kit (2 pair each) Bracket (REQUIRED FOR ICC-ES AC174 CERTIFICATION)		White	15				
VRSSK	Screw Kit with Instructions (REQUIRED FOR ICC-ES AC174 CERTIFICATION)			48				
VRFBK	3 Pc. Ft. Block Kit, Bottom Rail Stabilizer (REQUIRED FOR ICC-ES AC174 CERTIFICATION)		White	50				
VRPM442	Railing Post Mount System - 4" x 4" x 36" (REQUIRED FOR ICC-ES AC174 CERTIFICATION)			48				
VRPM542	Railing Post Mount System - 5" x 5" x 36" (REQUIRED FOR ICC-ES AC174 CERTIFICATION)			48				
VRPMHC	Post Mount Hardware for Concrete Installation (REQUIRED FOR ICC-ES AC174 CERTIFICATION)			48				
VRPMHW	Post Mount Hdwr. for Wood/Composite Inst. (REQUIRED FOR ICC-ES AC174 CERTIFICATION)			48				
V44PS	4" x 4" Post Skirt		White	32				
VRM235AH	Rail Mount Brackets 2" x 3.5" Adjustable Horizontal (2 Pair Each)		White	12				



# BRACKETS




## T-RAIL HAND RAIL 2" x 3.5" BRACKET KIT

Item #	Description	Color	Case Ct.	Each	Case	8 Case	10 Case
VR235TRK	T-Rail Hand Rail 2" x 3.5" Kit (2 pair each) Bracket Kit	WT	15				




## FLAT T-RAIL HAND RAIL 2" x 3.5" BRACKET KIT

Item #	Description	Color	Case Ct.	Each	Case	8 Case	10 Case
VRFTRK	Flat T-Rail Hand Rail 2" x 3.5" Kit (2 pair each) Bracket Kit	WT	15				



## 2" x 3.5" HAND RAIL BRACKET KIT

Item #	Description	Color	Case Ct.	Each	Case	8 Case	10 Case
VR235K	2" x 3.5" Hand Rail Kit (4 pcs.) Bracket Kit	WT	15				



## T-RAIL STAIR RAIL BRACKET KIT

Item #	Description	Color	Case Ct.	Each	Case	8 Case	10 Case
VRSTRK	T-Rail Stair Rail Kit (2 pair each) Bracket Kit	WT	15				



## FLAT T-RAIL STAIR RAIL BRACKET KIT

Item #	Description	Color	Case Ct.	Each	Case	8 Case	10 Case
VRSFTRK	Flat T-Rail Stair Rail Kit (2 pair each) Bracket Kit	WT	15				




## 2" x 3.5" STAIR RAIL BRACKET KIT

Item #	Description	Color	Case Ct.	Each	Case	8 Case	10 Case
VR5235K	2" x 3.5" Stair Rail Kit (4 pcs.) Bracket Kit	WT	15				



## SCREW KIT WITH REQUIRED INSTALLATION INSTRUCTIONS

Item #	Description	Color	Case Ct.	Each	Case	8 Case	10 Case
VRSSK	Screw Kit with Required Installation Instructions (Required for ICC-ES AC17 4 Certified Installation)		48				



(WT) = **Base Price** | (BG) x **1.10** | (GY) or (CL) x **1.15** | All Grand Illusions Color Spectrum and Vinyl WoodBond - **CALL FOR QUOTE**


# BRACKETS



## 2" X 3.5" HORIZONTAL ADJUSTABLE RAIL MOUNT BRACKET KIT

Item #	Description	Color	Case Ct.	Each	Case	8 Case	10 Case
--------	-------------	-------	----------	------	------	--------	---------


VRM235AH	2" x 3.5" Horizontal Adjustable Rail Mount Bracket Kit (2 Pair Each)	WT	12				
----------	--	----	----	--	--	--	--



## 2" X 3.5" VERTICAL ADJUSTABLE RAIL MOUNT BRACKET KIT

Item #	Description	Color	Case Ct.	Each	Case	8 Case	10 Case
--------	-------------	-------	----------	------	------	--------	---------


VRM235AV	2" x 3.5" Vertical Adjustable Rail Mount Bracket Kit (2 Pair Each)	WT	12				
----------	--	----	----	--	--	--	--



## T-RAIL HORIZONTAL ADJUSTABLE RAIL MOUNT BRACKET KIT

Item #	Description	Color	Case Ct.	Each	Case	8 Case	10 Case
--------	-------------	-------	----------	------	------	--------	---------

VRMTRAH	T-Rail Horizontal Adjustable Rail Mount Bracket Kit (2 Pair Each)	WT	12				
---------	---	----	----	--	--	--	--



## T-RAIL VERTICAL ADJUSTABLE RAIL MOUNT BRACKET KIT

Item #	Description	Color	Case Ct.	Each	Case	8 Case	10 Case
--------	-------------	-------	----------	------	------	--------	---------

VRMTRAV	T-Rail Vertical Adjustable Rail Mount Bracket Kit (2 Pair Each)	WT	12				
---------	---	----	----	--	--	--	--



## 45 DEGREE ADAPTOR KIT

Item #	Description	Color	Case Ct.	Each	Case	8 Case	10 Case
--------	-------------	-------	----------	------	------	--------	---------

VRT45AK	T-Rail 45° Adaptor Kit (2 pr. each) Brackets. 4 pcs.	WT	30				
---------	--	----	----	--	--	--	--

VR23545AK	2" x 3.5" 45° Adaptor Kit (2 pr. each) Brackets. 4pcs.	WT	30				
-----------	--	----	----	--	--	--	--




## 8" POST ROUND ADAPTOR KIT

Item #	Description	Color	Case Ct.	Each	Case	8 Case	10 Case
--------	-------------	-------	----------	------	------	--------	---------

VR235RAK	2" x 3" x 8" Round Column Adaptor Kit (4pc.)	WT	15				
----------	--	----	----	--	--	--	--

VRTRRAK	T-Rail x 8" Round Column Adaptor Kit (4pc.)	WT	30				
---------	---	----	----	--	--	--	--

VR5RAK	Stair Rail to 8" Round Adaptor (Sold Individually)	WT	24				
--------	--	----	----	--	--	--	--



(WT) = Base Price | (BG) x 1.10 | (GY) or (CL) x 1.15 | All Grand Illusions Color Spectrum and Vinyl WoodBond - CALL FOR QUOTE

# ACCESSORIES



## 3 PIECE FOOT BLOCK KIT

Item #	Description	Color	Case Ct.	Each	Case	8 Case	10 Case
VRFBK	3 Pc. Ft. Block Kit, Bottom Rail Stabilizer	WT	50				




## POST SKIRTS

Item #	Description	Color	Case Ct.	Each	Case	8 Case	10 Case
V44PS	4" x 4" Post Skirt	WT	32				
V44PSBG	4" x 4" Post Skirt BEIGE	BG	32				
V44PSGY	4" x 4" Post Skirt GRAY	GY	32				
V55PS	5" x 5" Post Skirt	WT	75				
V55PSBG	5" x 5" Post Skirt BEIGE	BG	75				
V55PSGY	5" x 5" Post Skirt GRAY	GY	75				
V88PS	8" x 8" POST SKIRT	WT	55				



## POST INSERTS

Item #	Description	Color	Case Ct.	Each	Case	8 Case	10 Case
VRPM436	Railing Post Mount System - 4" x 4" x 36"		48				
VRPM442	Railing Post Mount System - 4" x 4" x 42"		48				
VRPM536	Railing Post Mount System - 5" x 5" x 36"		48				
VRPM542	Railing Post Mount System - 5" x 5" x 42"		48				
VRPMHC	Post Mount Hardware for Concrete Installation		48				
VRPMHW	Post Mount Hdwr. for Wood/Composite Inst.		48				




(WT) = **Base Price** | (BG) x **1.10** | (GY) or (CL) x **1.15** | All Grand Illusions Color Spectrum and Vinyl WoodBond - **CALL FOR QUOTE**

# POSTS




## 4" x 4" POSTS

Item #	Description	Color	Pal/Bdl	Loose	1 Bundle	4 Bundle	T/L
V4438B	Post Blank 4" x 4" x 38"	WT	55				
V4444B	Post Blank 4" x 4" x 44"	WT	55				
V444B	Post Blank 4" x 4" x 4'	WT	55				
V448B	Post Blank 4" x 4" x 8'	WT	55				




## 5" x 5" POSTS

Item #	Description	Color	Pal/Bdl	Loose	1 Bundle	4 Bundle	T/L
V558B	Post Blank 5" x 5" x 8'	WT	63				
V559B	Blank 5" x 5" x 9'	WT	63				




## 5" x 5" HEAVY DUTY POSTS

Item #	Description	Color	Pal/Bdl	Loose	1 Bundle	4 Bundle	T/L
VH559B	HD Post Blank 5" x 5" x 9'	WT	63				



## 8" x 8" POSTS

Item #	Description	Color	Pal/Bdl	Loose	1 Bundle	4 Bundle	T/L
V8812B	Majestic Post Blank 8" x 8" x 12'	WT	25				



## 4" x 4" x 48" NEWEL POST

Item #	Description	Color	Pal/Bdl	Loose	1 Bundle	4 Bundle	T/L
VRNP44-48	4" x 4" x 48" Newel Post	WT	24				



## 4" x 4" x 108" PORCH POST

Item #	Description	Color	Pal/Bdl	Loose	1 Bundle	4 Bundle	T/L
VRPP44-108	4" x 4" x 108" Porch Post (Aluminum mounting bracket included)	WT	24				



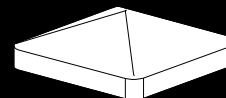
(WT) = **Base Price** | (BG) x **1.10** | (GY) or (CL) x **1.15** | All Grand Illusions Color Spectrum and Vinyl WoodBond - **CALL FOR QUOTE**

# POST CAPS



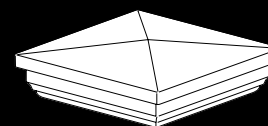
## FLAT CAP

Item #	Color	Description	Pal/Bdl	Loose	Case Ea	10 Case
V44FO	WT	4" x 4" Flat Outside Cap	120			
V55FO	WT	5" x 5" Flat Outside Cap	160			




## NEW ENGLAND CAP

Item #	Color	Description	Pal/Bdl	Loose	Case Ea	10 Case
V44NE	WT	4" x 4" New England Cap	32			
V55NE	WT	5" x 5" New England Cap	60			




V88NE	WT	8" x 8" New England Cap	24			
-------	----	-------------------------	----	--	--	--



## FEDERATION CAP


Item #	Color	Description	Pal/Bdl	Loose	Case Ea	10 Case
V55FD	WT	5" x 5" Federation Cap	45			

**NEW ITEM!**



## FRENCH GOTHIC CAP

Item #	Color	Description	Pal/Bdl	Loose	Case Ea	10 Case
V44FG	WT	4" x 4" French Gothic Cap	45			
V55FG	WT	5" x 5" French Gothic Cap	45			




(WT) = **Base Price** | (BG) x **1.10** | (GY) or (CL) x **1.15** | All Grand Illusions Color Spectrum and Vinyl WoodBond - **CALL FOR QUOTE**

# POST CAPS



## PALACE SOLAR LIGHT CAP

Item #	Color	Description	Pal/Bdl	Loose	Case Ea	10 Case
V55P	WT	5" x 5" or 4" x 4" Palace Solar Cap (Available in Classic Colors Only)	24			



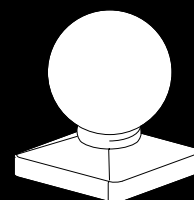
## SOLAR CAP

Item #	Color	Description	Pal/Bdl	Loose	Case Ea	10 Case
V4450	WT	4" x 4" Solar Light Cap (Available in White Only)	24			
V5550	WT	5" x 5" Solar Light Cap (Available in White Only)	24			



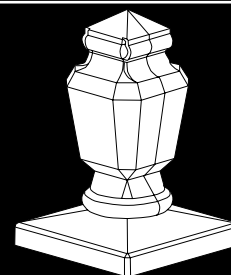
## BALL CAP

Item #	Color	Description	Pal/Bdl	Loose	Case Ea	10 Case
V55BC	WT	5" x 5" Ball Cap	45			



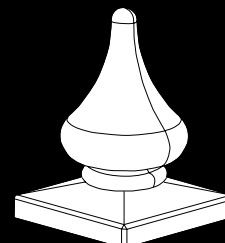
## COACHMAN CAP

Item #	Color	Description	Pal/Bdl	Loose	Case Ea	10 Case
V44CM	WT	4" x 4" Coachman Cap	45			
V55CM	WT	5" x 5" Coachman Cap	45			



## TEARDROP CAP

Item #	Color	Description	Pal/Bdl	Loose	Case Ea	10 Case
V44TD	WT	4" x 4" Teardrop Cap	45			
V55TD	WT	5" x 5" Teardrop Cap	45			



(WT) = **Base Price** | (BG) x **1.10** | (GY) or (CL) x **1.15** | All Grand Illusions Color Spectrum and Vinyl WoodBond - **CALL FOR QUOTE**





## LOW VOLTAGE LIGHTING

### *Low Voltage Fence, Railing, & Deck Lighting Solutions*

Illusions Vinyl Fence Low Voltage Lighting Caps and Hardware are made to combine safety and quality with aesthetics. Lighting is one way that customers can add a unique touch to their deck, fence, or railing. Illusions lighting products are constructed with only high grade, commercial components.

Illusions Low Voltage Lighting was created to provide contractors and homeowners LED lighting solutions that are easy to install, reliable, and affordable.

These attractive lighting components will increase the enjoyment of any outdoor living space while also adding ambiance and safety.

- Simple and Easy to Install
- No wires to cut - plug together wiring harness
- Single power supply for all lights
- No need for an electrician or electrical permits
- Weather resistant connectors and lights
- Long-lasting LED's
- Housings are durable and UV stable
- Low voltage DC power supply
- Dusk to dawn light sensor
- Available with remote dimmer switch



#### **VNPC155W**

5" Neptune Halo LV Post Cap - White  
0.80 Watts

Also available in 4"  
VNPC144W



0.80 Watts

#### **VHPCL44W**

4" Halo LV Light - White



0.80 Watts

#### **VDPCL44W**

4" Downward LV Post Cap - White



0.80 Watts

#### **VCPCL44W**


4" Combo LV Post Cap Light



0.80 Watts

#### **VLDOMEW**

LV Dome Side Light - Scalloped Lens



0.40 Watts

#### **VLSTW**

LV Side/Stair Light (Comes with 2 Covers)



0.40 Watts

#### **VLSIDEW**

Ornamental LV Side Light

NOTE: Items on this page are not to scale.

NOTE: VINYL FENCE AND RAILING LIGHTS AVAILABLE IN WHITE ONLY

# VINYL LOW VOLTAGE LIGHTING

**NEW ITEM!**



## Power Supplies (For Use With Both Vinyl & Ornamental)

Illusions and Eastern Ornamental Low Voltage Lighting products are incredibly easy and intuitive to install. Shown here are the available power supply options.



**LV50PS** 50 Watt Power Supply w/ Photo Eye, Timer, Remote, and Bluetooth



**LV12DIM**  
(OPTIONAL) Dimmer for use with  
12 Watt Low Voltage  
Power Supply (Remote Included)



**LV2WH** - 2' Wire Harness | **LV5WH** - 5' Wire Harness | **LV7WH** - 7' Wire Harness  
**LV9WH** - 9' Wire Harness | **LV2SPLT** - 2 Output Splitter | **LV5SPLT** - 5 Output Splitter



**LV12PS**  
12 Watt Power Supply w/ Photo Eye

NOTE: Items on this page are not to scale.

## CAPS AND POST LIGHTS

Item #	Color	Description	Pal/Bdl	Loose	Case Ea	10 Case
VPCL44W	WT	4" Neptune Halo Low Voltage Post Cap - WHITE				
VNPL44W	WT	4" Downward Low Voltage Post Cap - WHITE				
VDPL44W	WT	4" Combo Low Voltage Post Cap - WHITE				
VPCL55W	WT	5" Neptune Halo Low Voltage Post Cap - WHITE				
VLDOMEW	WT	Dome Low Voltage Side Light - Scalloped Lens - WHITE				
VLSTW	WT	Low Voltage Side/Stair Light - 2 Covers - WHITE				
VLSIDEW	WT	Low Voltage Side Light - WHITE				

## POWER SUPPLIES AND ACCESSORIES

Item #	Color	Description	Pal/Bdl	Loose	Case Ea	10 Case
LV50PS	N/A	50 Watt Power Supply				
LV12DIM	N/A	Dimmer for 12 Watt				
LV2WH	N/A	2' Wire Harness				
LV9WH	N/A	9' Wire Harness				
LV5WH	N/A	5' Wire Harness				
LV2SPLT	N/A	2 Output Splitter				
LV7WH	N/A	7' Wire Harness				
LV5SPLT	N/A	5 Output Splitter				
LV12PS	N/A	12 Watt Power Supply				

**NOTE: VINYL FENCE AND RAILING LIGHTS AVAILABLE IN WHITE ONLY**

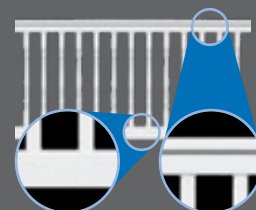
## ALUMINUM REINFORCEMENT INSERT (INDIVIDUAL)

Item #	Description	Color	Pal/Bdl	Loose	1 Bundle	4 Bundle	T/L
AHC6	Aluminum Reinforcement Insert 6'		195				
AHC8	Aluminum Reinforcement Insert 8'		195				




## RAILS TOP AND BOTTOM (INDIVIDUAL)

Item #	Description	Color	Pal/Bdl	Loose	1 Bundle	4 Bundle	T/L
V2356TR	T-Rail Top Rail 6' (Blank)	WT	90				
V2358TR	T-Rail Top Rail 8' (Blank)	WT	90				
V2356-120	2" x 3.5" x 6' Top or Bottom Rail (Blank)	WT	132				
V2358-120	2" x 3.5" x 8' Top or Bottom Rail (Blank)	WT	132				




## 1.5" x 1.5" x 32" TRADITIONAL BALUSTER (INDIVIDUAL BALUSTERS)

Item #	Description	Color	Pal/Bdl	Loose	1 Bundle	4 Bundle	T/L
V151532	1.5" x 1.5" x 32" Traditional BALUSTER	WT	180				



## 1.5" x 1.5" x 32" COLONIAL SPINDLE BALUSTER (INDIVIDUAL BALUSTERS)

Item #	Description	Color	Pal/Bdl	Loose	1 Bundle	4 Bundle	T/L
V151532CS	1.5" x 1.5" x 32" Colonial Spindle BALUSTER	WT	50				



## TRADITIONAL 1.5" X 1.5" BALUSTER GATE

Item #	Description	Color	Pal/Bdl	Loose	1 Bundle	4 Bundle	T/L
VRG-43	Traditional 1.5" x 1.5" Spindle BLSTR. 48" Wide x 34" High	WT	12				



## COLONIAL SPINDLE BALUSTER GATE

Item #	Description	Color	Pal/Bdl	Loose	1 Bundle	4 Bundle	T/L
VRGC-43	Colonial Spindle BALUSTER Gate 48" Wide x 34" High	WT	12				



(WT) = **Base Price** | (BG) x **1.10** | (GY) or (CL) x **1.15** | All Grand Illusions Color Spectrum and Vinyl WoodBond - **CALL FOR QUOTE**

# GATE HARDWARE



## LATCHES

Item #	Description	Color	Case Ct.	Each	Case	8 Case	10 Case
MLS	Magnetic Gate Latch (Small)	BK/WT	10				
V21SS	Gravity Latch w/ Plate S.S.	BK/WT	20				
V21LL	GRAVITY LOCK LATCH KEYED BOTH SIDES	BK/WT	20				



## DROP RODS

Item #	Description	Color	Case Ct.	Each	Case	8 Case	10 Case
DRAS	24" Drop Rod Assembly Steel	BK/WT	20				



## HINGES

Item #	Description	Color	Case Ct.	Each	Case	8 Case	10 Case
CPH55S	Corner Plate Hinge S.S. Spring Loaded	BK/WT	12 pr.				
THSL	True-Close Spring Hinge S.S.	BK	40 PR.				



## MISCELLANEOUS

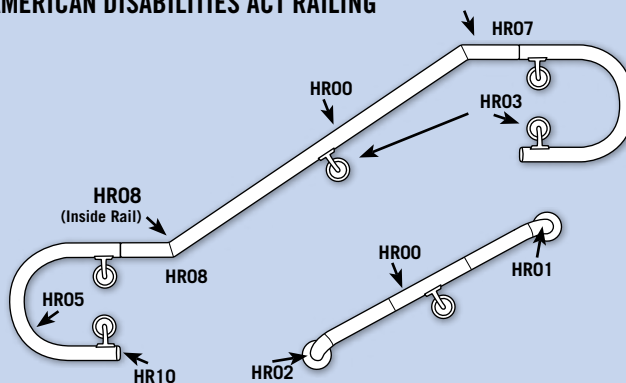
Item #	Description	Color	Case Ct.	Each	Case	8 Case	10 Case
CSB-12SS	Spring Closer Stainless Steel		20				
VGSH	GATE STOP / HANDLE COMBO		50				



# ADA HAND RAILING

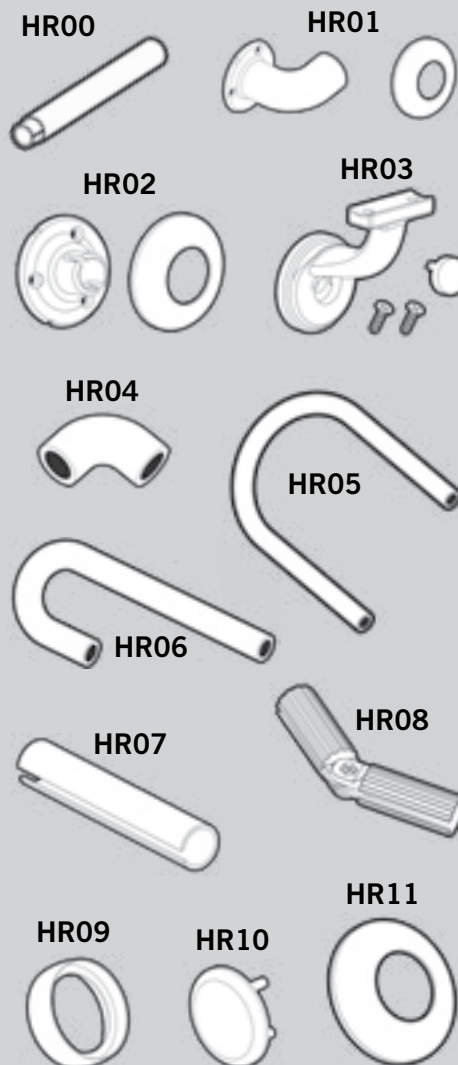


## AMERICAN DISABILITIES ACT RAILING



## ADA RAILING



Item #	Description	Color	Case Ct.	Each	Case	8 Case	10 Case
HR00	Rail with Stiffener - 104"	WT	12				
HR00BK	Rail with Stiffener - 104"	BK	12				
HR01	Wall Return Kit - 90 DEGREE	WT	12				
HR01BK	Wall Return Kit - 90 DEGREE	BK	12				
HR02	Straight Wall Return Kit	WT	12				
HR02BK	Straight Wall Return Kit	BK	12				
HR03	Hand Rail Bracket Kit	WT	12				
HR03BK	Hand Rail Bracket Kit	BK	12				
HR04	90 Degree Corner	WT	12				
HR04BK	90 Degree Corner	BK	12				
HR05	End Loop	WT	12				
HR05BK	End Loop	BK	12				
HR06	Post Return	WT	12				
HR06BK	Post Return	BK	12				
HR07	Straight Joiner (4 per package)	WT	12				
HR07BK	Straight Joiner (4 per package)	BK	12				
HR08	Adjustable Joiner (4 per package)	N/A	12				
HR09	Joint Ring (4 per package)	WT	12				
HR09BK	Joint Ring (4 per package)	BK	12				
HR10	Rail End Cap (4 per package)	WT	12				
HR10BK	Rail End Cap (4 per package)	BK	12				
HR11	Bracket/Wall Return Cover Plate (4 per package)	WT	12				
HR11BK	Bracket/Wall Return Cover Plate (4 per package)	BK	12				



**OTHER COLORS AVAILABLE - CALL FOR QUOTE**



*"Just Built Better..."*



Phone: 800-339-3362 | [www.IllusionsVinylRailing.com](http://www.IllusionsVinylRailing.com)

©Eastern Wholesale Fence LLC • All Rights Reserved